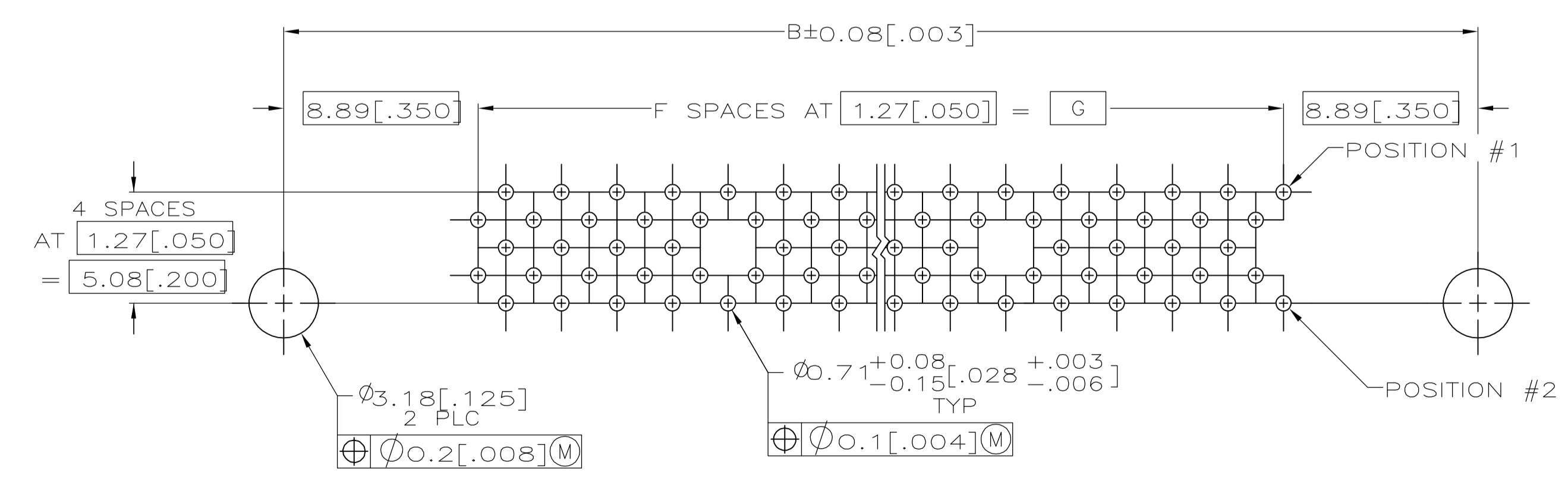
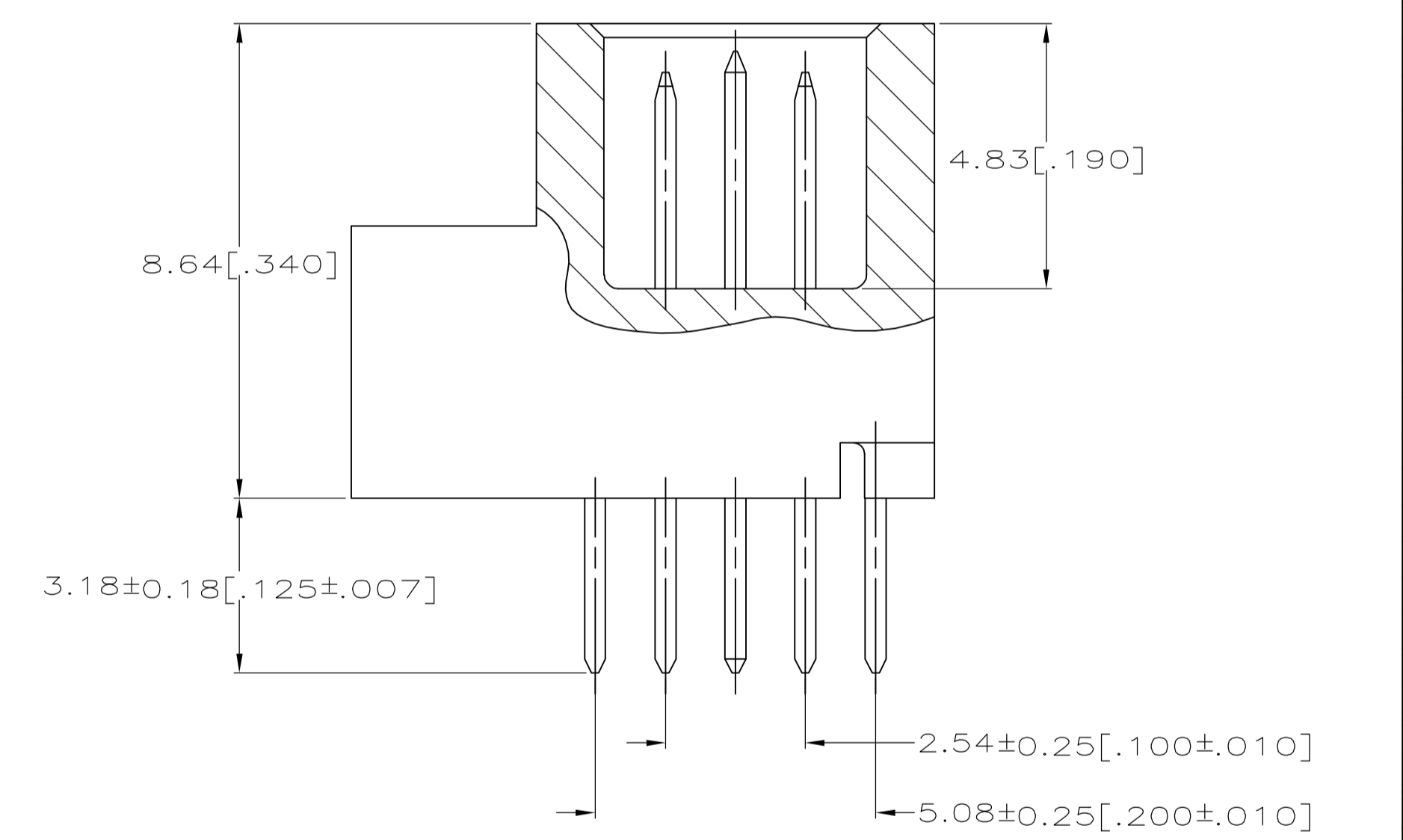
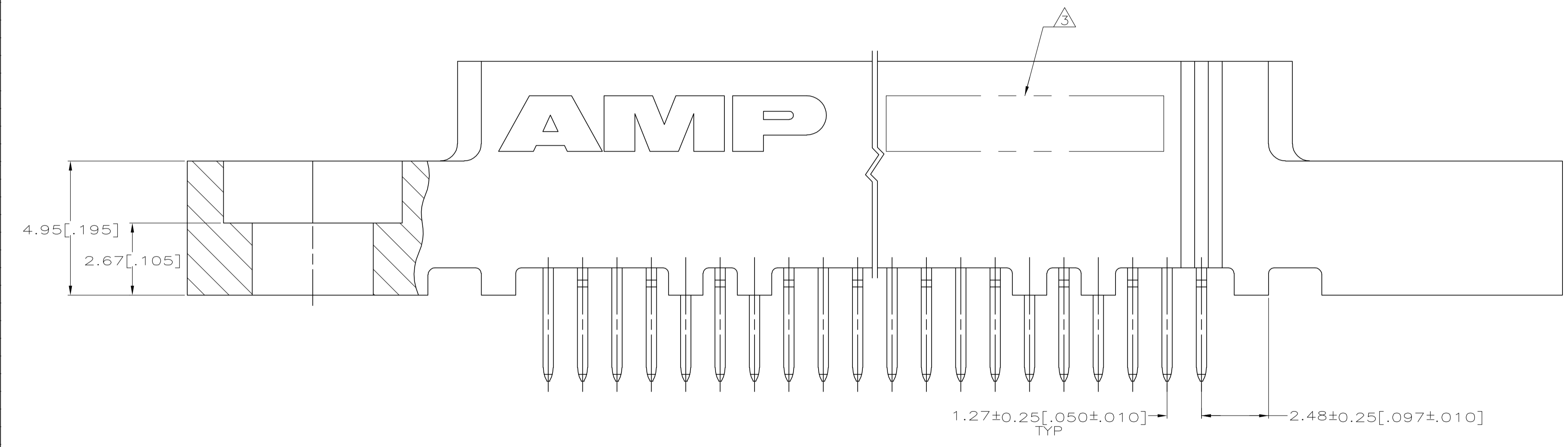


- ① HOUSING: HIGH TEMPERATURE THERMOPLASTIC, COLOR NATURAL.  
PIN CONTACTS: PHOSPHOR BRONZE.  
GROUND BUSES: PHOSPHOR BRONZE.
- ② PIN CONTACTS: 0.00076[.000030] MIN GOLD IN CONTACT AREA, 0.00063-0.00191[.000025-.000075] TIN-LEAD ON SOLDER TAIL, ALL OVER 0.00127-0.00254[.000050-.000100] NICKEL ON ENTIRE CONTACT.
- GROUND BUSES: 0.00076[.000030] MIN GOLD IN CONTACT AREA, 0.00063-0.00191[.000025-.000075] TIN-LEAD ON SOLDER TAIL, ALL OVER 0.00127-0.00254[.000050-.000100] NICKEL ON ENTIRE BUS.
- ③ DATE CODE MARKED IN AREA INDICATED.
- ④ ONE GROUND BUS WITH 4 TAILS PER EACH 20 PIN CONTACTS.



OBSOLETE	151.13[5.950]	119	153.62[6.048]	156.08[6.145]	157.84[6.214]	168.91[6.650]	177.8[7.000]	240	536303-6
OBSOLETE	128.43[5.450]	109	104.92[5.548]	143.38[5.645]	145.14[5.714]	156.21[6.150]	165.1[6.500]	220	536303-5
	125.73[4.950]	99	128.22[5.048]	130.68[5.145]	132.44[5.214]	143.51[5.650]	152.4[6.000]	200	536303-4
OBSOLETE	113.03[4.450]	89	115.52[4.548]	117.98[4.645]	119.74[4.714]	130.81[5.150]	139.7[5.500]	180	536303-3
	100.33[3.950]	79	102.82[4.048]	105.28[4.145]	107.04[4.214]	118.11[4.650]	127[5.000]	160	536303-2
	87.63[3.450]	69	90.12[3.548]	92.58[3.645]	94.34[3.714]	105.41[4.150]	114.3[4.500]	140	536303-1
	G	F	E	D	C	B	A	NO OF POS	PART NUMBER

RECOMMENDED PC BOARD HOLE LAYOUT  
 (VIEWED FROM CONNECTOR SIDE)  
 SCALE 5:1

THIS DRAWING IS A CONTROLLED DOCUMENT.

DIMENSIONS: mm [INCHES]	TOLERANCES UNLESS OTHERWISE SPECIFIED:	DIN J.GERACE 1-28-93	 Tyco Electronics Corporation Harrisburg, PA 17105-3608
0 PLC ± - 1 PLC ± - 2 PLC ± - 3 PLC ± 0.13[.005] 4 PLC ± - ANGLES ± -	0.71 <sup>+0.08</sup> <sub>-0.15</sub> [.028 <sup>+0.003</sup> <sub>-.006</sub> ] TYP Ø0.1[.004] (M)	G1K J.GERACE 1-28-93 APVD J.GERACE 1-28-93 PRODUCT SPEC 108-1272 APPLICATION SPEC	
MATERIAL 1	FINISH 2	SIZE A1 CAGE CODE 00779 DRAWING NO. 536303 WEIGHT CUSTOMER DRAWING	NAME PLUG ASSEMBLY WITH GUIDES, VERTICAL, .125 SOLDER TAIL, BOARD TO BOARD, MICROSTRIP SCALE 10:1 SHEET 1 OF 1 REV G1