

- TCR to $\pm 2\text{ppm}/^\circ\text{C}$
- 0.001 to 20 Ohm
- Power Rating to 40Watt
- Resistance Tolerances to $\pm 0.5\%$
- Very Low Inductive
- Load Stability to 0.1%
- Package Style 2321 4 Terminal



SPECIFICATIONS

Type	PCS
Resistance Range	0.001 to 20 Ohm
Power rating (70°C)	3 W
Power Rating with Heat Sink	40W
Tolerances: from 0.001 Ohm from 0.01 Ohm	.5% / 1% / 2% / 5% 0.1% / 0.25% / 0.5% / 1% / 2% / 5%
Thermal Resistance	2.0 C/W
Stability (2000h)	0.1% / 0.2% / 0.5% (depends on stress)
Temperature Coefficient Standard (N) Option 1 (M) Option 2 (L) upon request for selected values	$\pm 10\text{ppm}/^\circ\text{C}$ (20 to 60°C) $\pm 5\text{ppm}/^\circ\text{C}$ (20 to 60°C) $\pm 2\text{ppm}/^\circ\text{C}$ (20 to 60°C) other specifications upon request
Isolation Voltage	300 VDC
Max. Current	150 A
Thermal EMF	< 1 $\mu\text{V}/\text{K}$
Operating Temperature Range	-40 to 130°C
Resistor Material	CuMnSn-Foil
Substrate	Anodized aluminium
Connector Material	Cu / tinned
Housing	Epoxy
Terminals	4
Max Torque	0.8 Nm

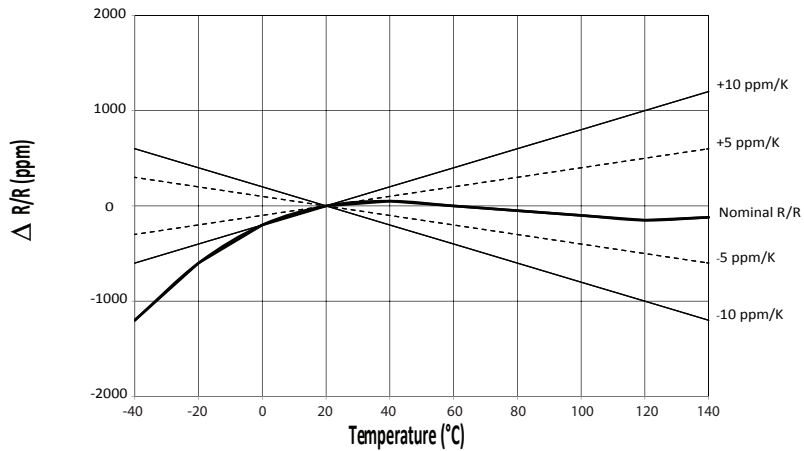
Applications:

- Power Modules
- Frequency Converters
- Switch Mode Power Supplies
- Current Monitoring

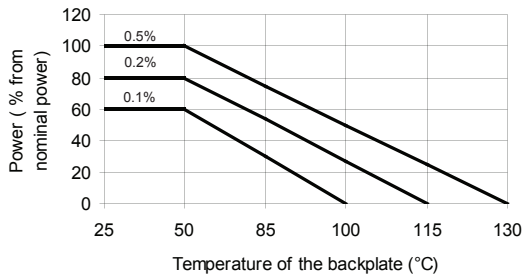
Ordering Information

Part Description: Part Type - Resistance - Tolerance - TCR
 PCS 10 Ohms 1% 10PPM

Temperature Coefficient



Derating



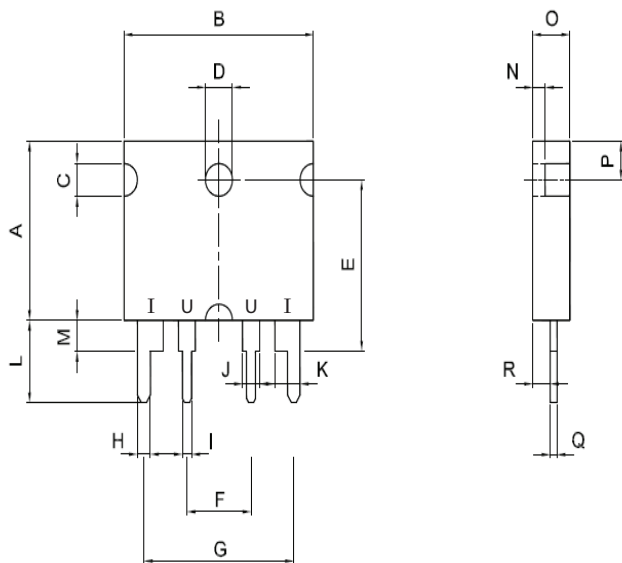
Power Rating Notes -

The PCS Series Resistors must be attached to a suitable heat-sink. The maximum internal resistor temperature is 130°C. To specify an appropriate heatsink use the following formula :

$$R_{\theta H} = \frac{T_{MAX} - (P * R_{\theta R}) - T_A}{P}$$

Where: $R_{\theta H}$ = Thermal Resistance of Heatsink (K/W)
 $R_{\theta R}$ = Thermal Resistance of Resistor (K/W)
 T_{MAX} = Maximum Temperature of Resistor
 T_A = Ambient Temperature of Heatsink (°C)
 P = Power Through Resistor (W)

Dimensions



I = Current
 U = Voltage

Dimension	mm	tol. (±mm)	inches	tol. (±inches)
A	17.25	±0.2	0.68	±0.008
B	22.30	±0.2	0.88	±0.008
C	3.20	±0.1	0.13	±0.004
D	∅3.20	±0.1	∅0.13	±0.004
E	16.75	±0.008	0.66	±0.2
F	7.62	±0.008	0.30	±0.2
G	17.78	±0.008	0.70	±0.2
H	1.50	±0.2	0.06	±0.008
I	1.10	±0.008	0.04	±0.2
J	2.00	±0.004	0.08	±0.1
K	3.00	±0.004	0.12	±0.1
L	8.00	±0.008	0.31	±0.2
M	3.00	±0.008	0.12	±0.2
N	1.50	±0.004	0.06	±0.1
O	4.50	±0.004	0.18	±0.1
P	3.75	±0.008	0.15	±0.2
Q	0.80	±0.1	0.03	±0.004
R	2.10	±0.008	0.08	±0.2