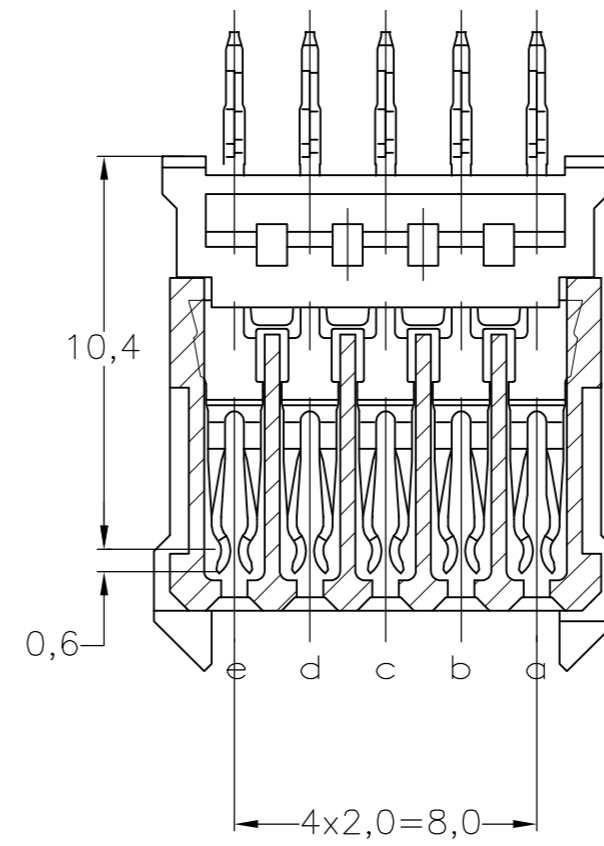
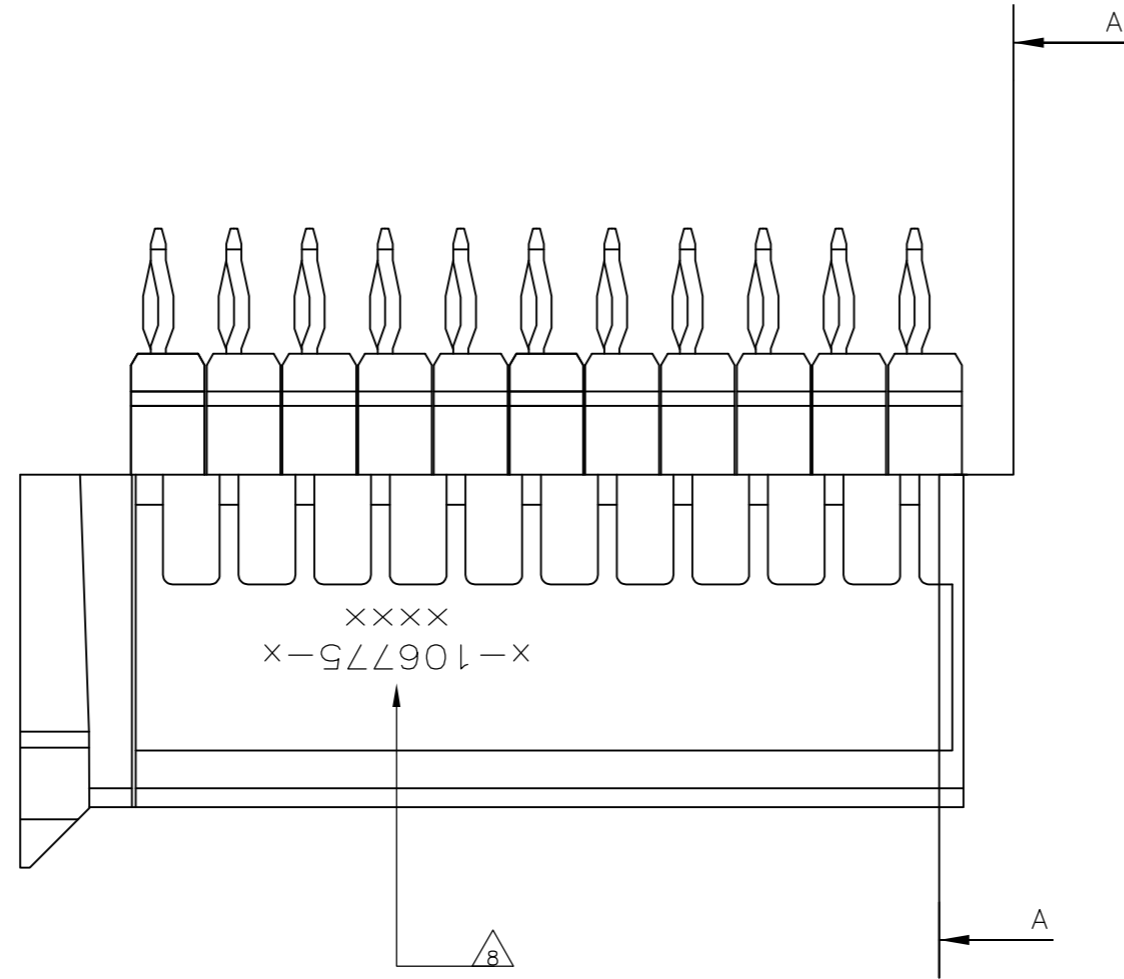
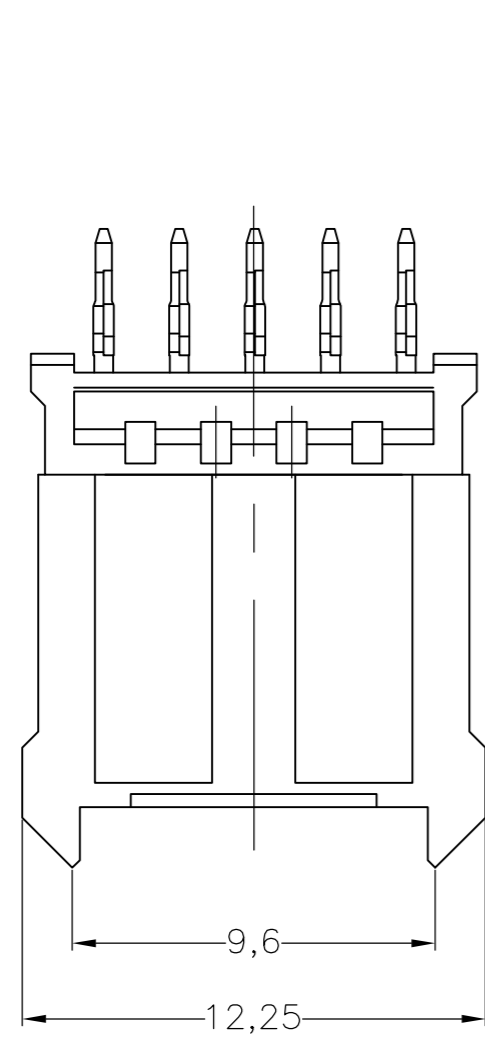
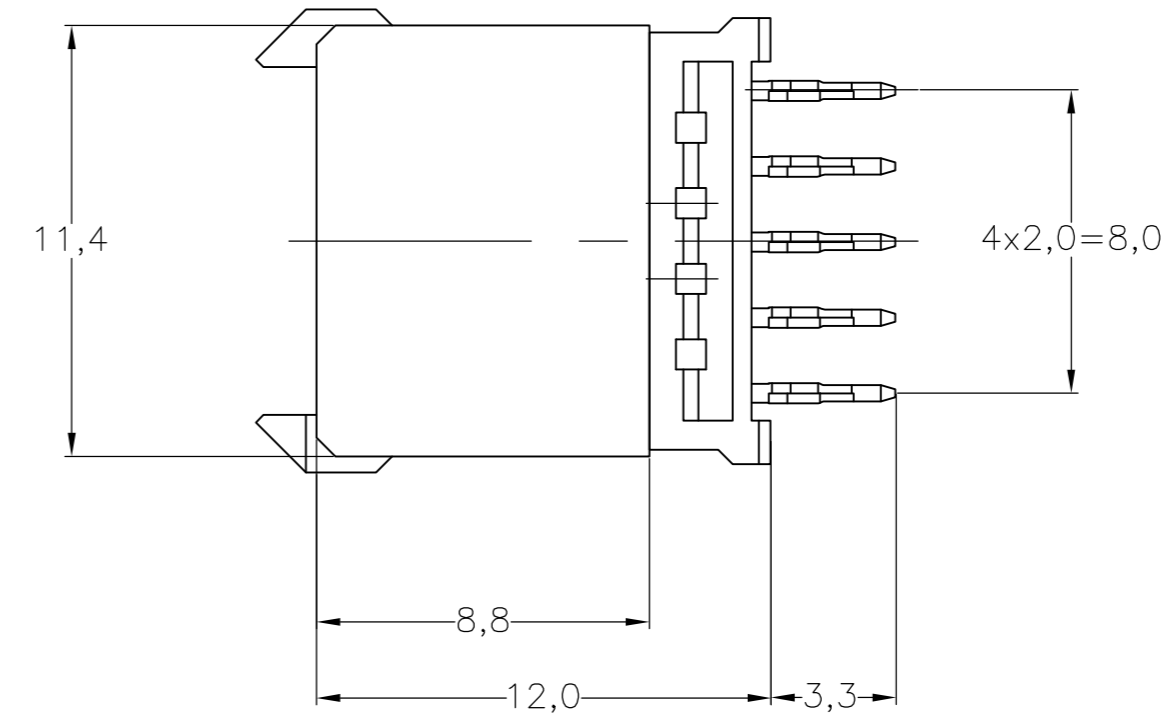
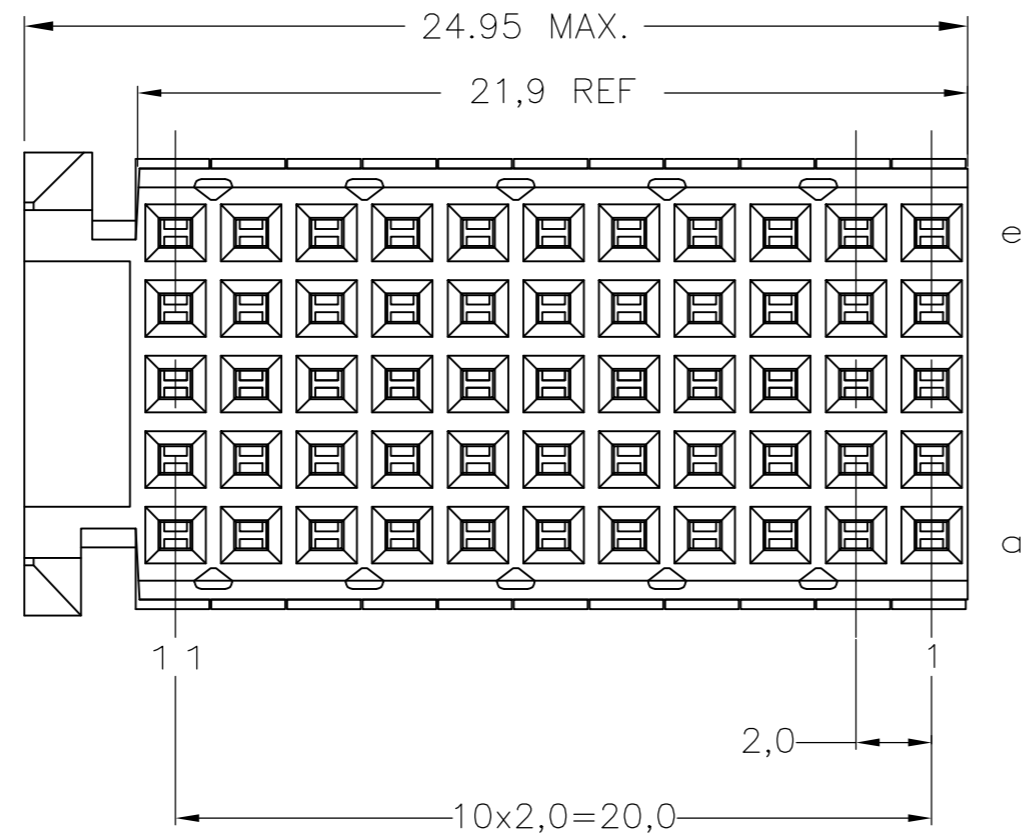


THIS DRAWING IS UNPUBLISHED. RELEASED FOR PUBLICATION
 © COPYRIGHT - By - ALL RIGHTS RESERVED.

LOC		DIST		REVISIONS			
P	LTR	DESCRIPTION	DATE	DWN	APVD		
	N	REVISED PER ECO-11-008643	26MAR11	RC	CW		
	P	ECO-11-024491	13DEC11	SY	MQW		



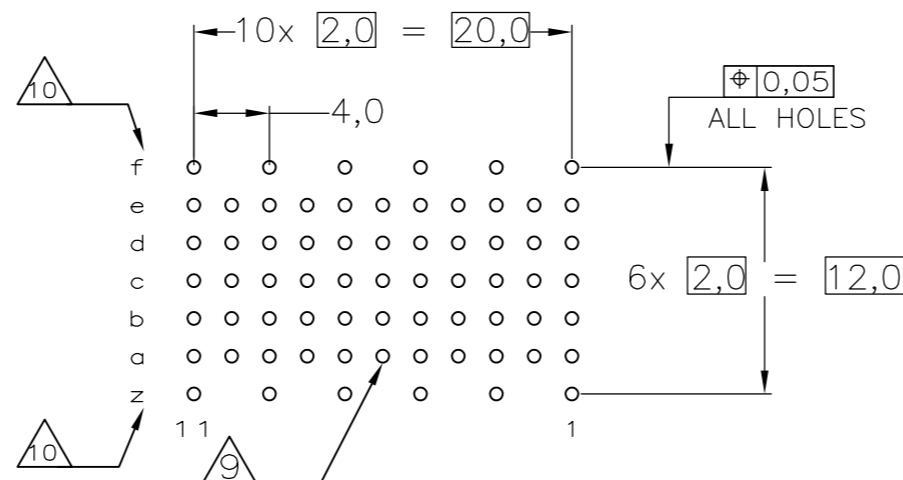
SECTION A-A



SCALE 2,5:1

NOTES:

- 1 MATERIAL CONTACT: PHOSPHORBRONZE
MATERIAL HOUSING: GLASSFILLED POLYESTER
UL-RATING 94V0 (GRAY)
- 2 GENERAL PLATING SPECIFICATION: UNDERPLATING (ENTIRE CONTACT): 1,27µm NICKEL MIN. AND ACTION PIN: 0,5µm TIN-LEAD MIN.
FOR PLATING OF MATING SURFACES SEE APPLICABLE SPECIFICATION REFERENCE FOR EACH DASH NUMBER.
- 3 CONFORMS TO ALL TESTING ACCORDING IEC 61076-4-101 PERFORMANCE LEVEL 2.
- 4 CONFORMS TO ALL TESTING ACCORDING IEC 61076-4-101 PERFORMANCE LEVEL 1.
- 5 CONNECTOR TESTED AND QUALIFIED AGAINST TELCORDIA GR-1217-CORE QUALITY LEVEL III, CENTRAL OFFICE APPLICATIONS.
- 6 CONNECTOR TESTED AND QUALIFIED AGAINST TELCORDIA GR-1217-CORE QUALITY LEVEL III, UNCONTROLLED ENVIRONMENT APPLICATIONS.
- 7 CONNECTOR LUBRICATED WITH TELCORDIA APPROVED LUBRICANT.
- 8 CONNECTOR PRINTED WITH PARTNUMBER AND DATECODE.
- 9 PLATED-THROUGH HOLES AT 2x2mm SQUARE GRID (55 HOLES).
- 10 HOLES IN ROW f AND z FOR POSSIBLE FUTURE USE OF GROUND RETURN SHIELD. (SHIELDS NOT YET TOOLED)
- 11 0.76µm MIN COLD PLATING AT MATING SURFACES



COMPONENT SIDE AS SHOWN
 RECOMMENDED PCB-HOLE LAY-OUT
 P.C.B. HOLE DIM. ACTION PIN
 FOR DETAILS SEE APPLICATION SPECIFICATION

FINISH	MATERIAL	PARTNUMBER
23	1	3-106775-1
26	1	1-106775-9
25	1	106775-9
24	1	106775-4
23	1	106775-1

THIS DRAWING IS A CONTROLLED DOCUMENT.		DWN L.V.D.HEIJDEN 14APR97	TE Connectivity	
DIMENSIONS: mm		CHK D.TRUREN 14APR97	Z-PACK 2MM HM TYPE C	
TOLERANCES UNLESS OTHERWISE SPECIFIED:		APVD F.V.KONINGSBRUGGE	55 POS. VERTICAL FEMALE	
0 PLC ± -		PRODUCT SPEC 108-19082	CONNECTOR ASSEMBLY	
1 PLC ± -		APPLICATION SPEC 114-19029	SIZE A2	CAGE CODE 00779
2 PLC ± -		WEIGHT -	DRAWING NO C=106775	RESTRICTED TO -
3 PLC ± ± ±0.2		CUSTOMER DRAWING	SCALE NTS	SHEET 1 OF 1
4 PLC ± -				REV P
ANGLES ± -				
FINISH -				