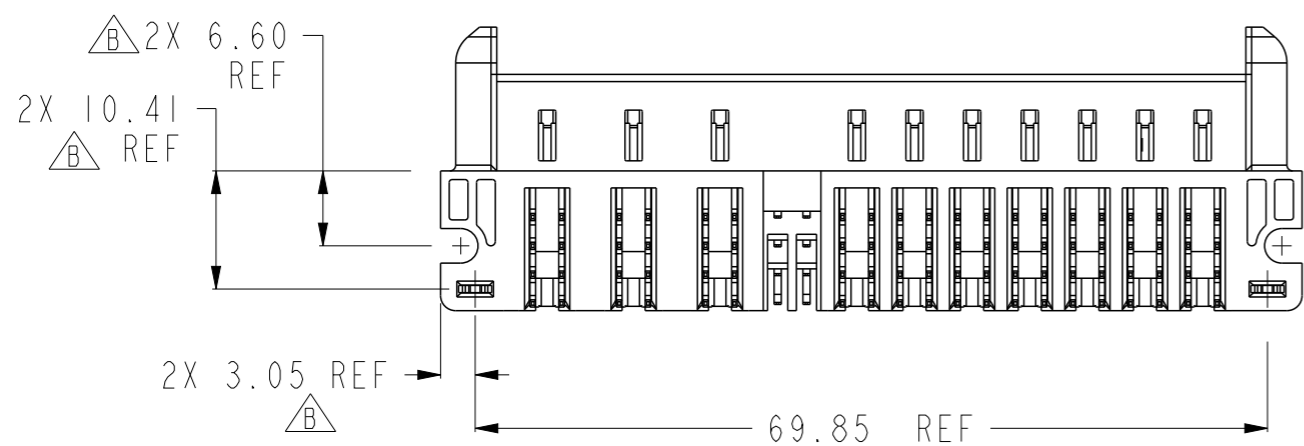
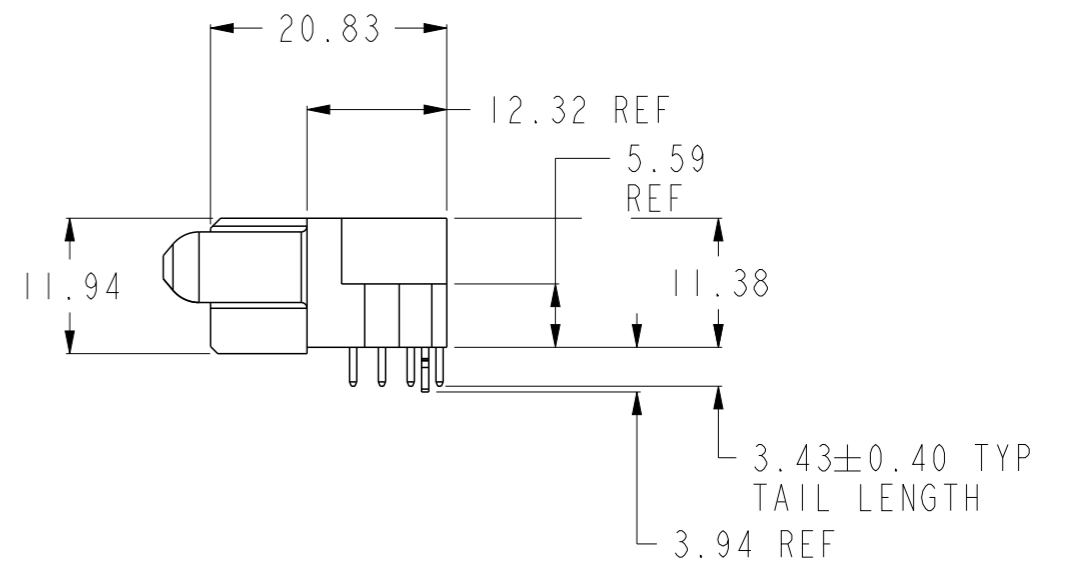
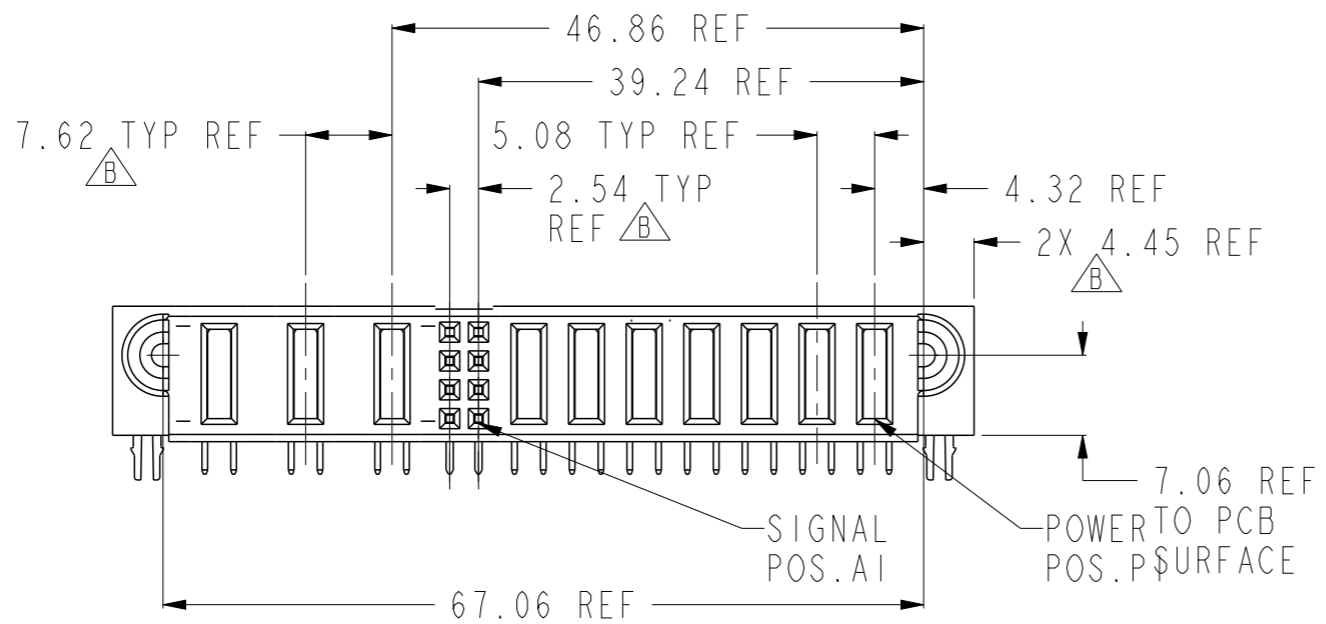
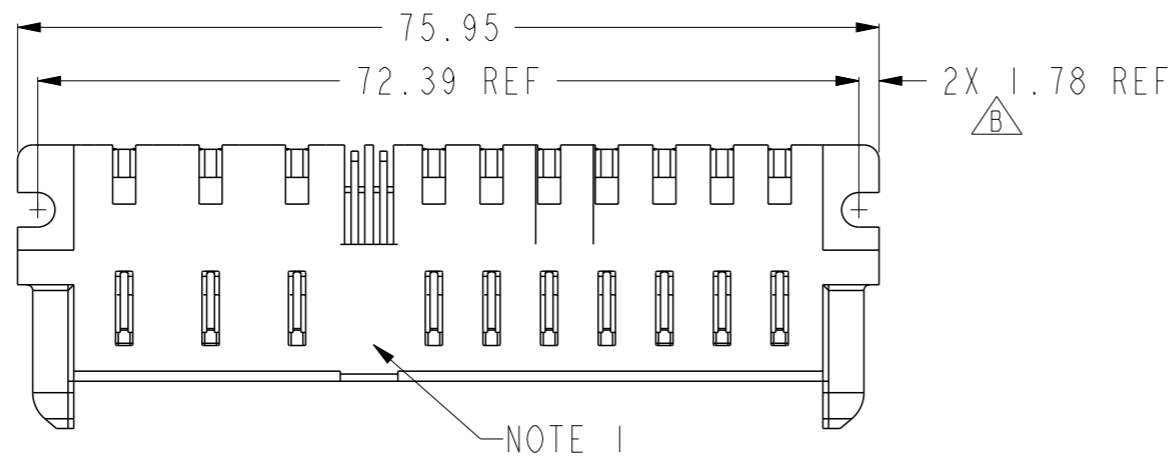


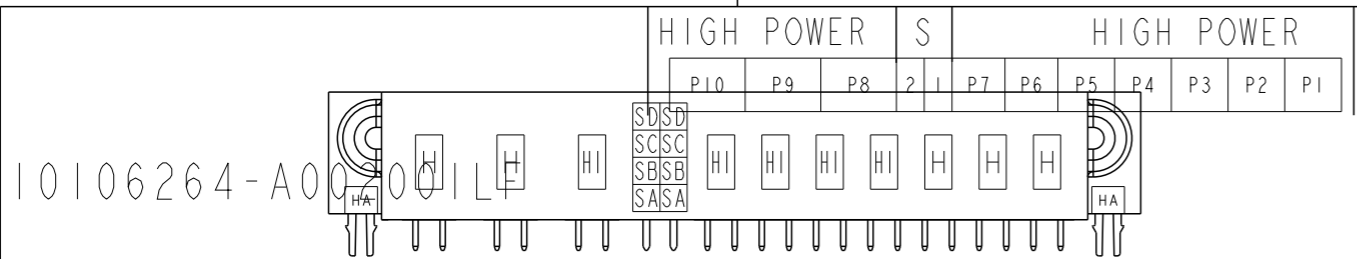
PART NUMBER 10106264-A002001LF



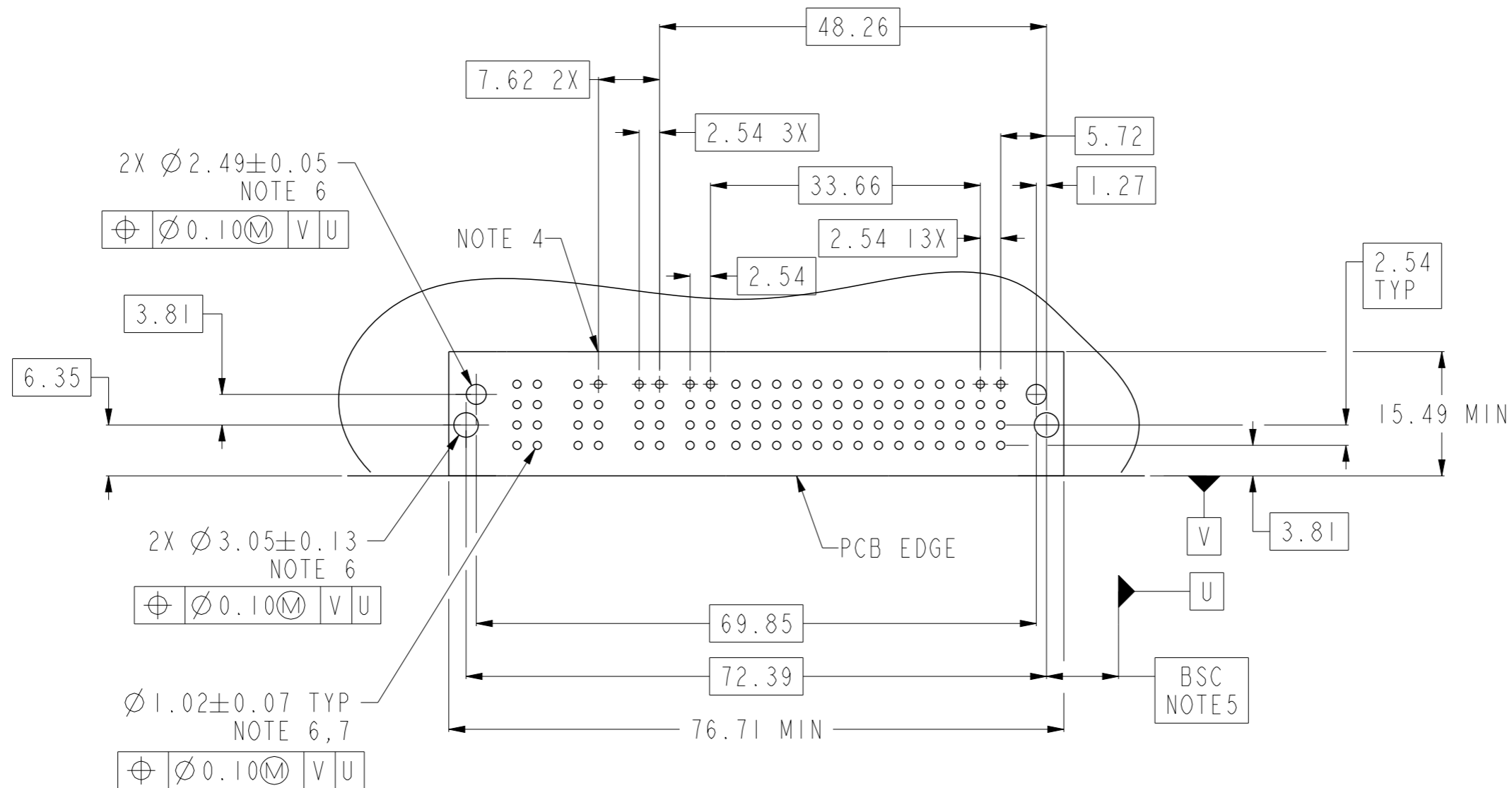
spec ref	-			dr	Helen Zhang	2011/08/05	projection	MM	size	A3	scale	1.500
tolerance std	ISO 406 ISO 1101			eng	Peng-Bing Fu	2012/11/14			ecn no			ELX-DG-013144-1
TOLERANCES UNLESS OTHERWISE SPECIFIED			chr	Tian-Xu Huang	2012/11/15	rel level			Released			
surface	✓	linear	0.X ±0.5 0.XX ±0.25 0.XXX ±0.10	appr	Pei-Ming Zheng	2012/11/15	product family	PwrBlade+	rev			B
ISO 1302		angular	0° ±2°	www.fci.com		cat. no.	-	Product - Customer Drw	sheet 1 of 3			



Copyright FCI.



CODE	DESCRIPTION
H	STD HIGH POWER CONTACT
HI	MFBL HIGH POWER CONTACT
SA	STD SIGNAL CONTACT, ROW A
SB	STD SIGNAL CONTACT, ROW B
SC	STD SIGNAL CONTACT, ROW C
SD	STD SIGNAL CONTACT, ROW D
HA	METAL HOLD DOWN



dr	Helen Zhang	2011/08/05	projection	MM	size	A3	scale	1.500
eng	Peng-Bing Fu	2012/11/14			ecn no ELX-DG-013144-1			
chr	Tian-Xu Huang	2012/11/15			rel level Released			
appr	Pei-Ming Zheng	2012/11/15	product family	PwrBlade+	sheet 2 of 3			
		title			7HDP+8S+3ACP		rev	
www.fci.com		cat. no.			-		Product - Customer Drw	
		PDS: Rev :B			STATUS:Released		Printed: Nov 16, 2012	



Copyright FCI.

NOTES:

- 1) "FCI", PART NUMBER AND DATE CODE TO BE MARKED IN AREA SHOWN.
PART LENGTH UNDER 30MM SHOW DATE CODE ONLY.
- 2) MATERIALS:
-HOUSING - GLASS FILLED WITH HIGH TEMP THERMOPLASTIC, UL94V-0.
-SIGNAL CONTACT - COPPER ALLOY.
-POWER CONTACT - HIGH CONDUCTIVITY COPPER ALLOY.
- 3) PLATING SPECIFICATION REFER TO FCI 10116351
- 4) DENOTES CONNECTOR KEEP OUT ZONE.
- 5) DATUM AND BASIC DIMENIONS WERE ESTABLISHED BY CUSTOMER.
- 6) ALL HOLE DIAMETERS ARE FINISHED HOLE SIZES.
- 7) 1.15 ± 0.025 MM DRILLED HOLE PLATED WITH 0.00762MM MIN Sn
OVER 0.0254-0.0762MM Cu PLATING TO ACHIEVE A 1.02 ± 0.07 MM HOLE.
- 8) PRODUCT SPECIFICATION REFER TO FCI GS-12-658.
APPLICATION SPECIFICATION REFER TO FCI GS-20-141.
PRODUCT PACKAGED IN TRAYS, REFER TO FCI GS-14-1502.
- 9) A \triangle B SYMBOL WILL BE NEXT TO ANY DIMENSION, VIEW, OR NOTE WHICH
HAS BEEN MODIFIED WITH THE CURRENT DRAWING REVISION.

dr	Helen Zhang	2011/08/05	projection 	MM ←————→	size	A3	scale	1.500	
eng	Peng-Bing Fu	2012/11/14			ecn no	ELX-DG-013144-1			
chr	Tian-Xu Huang	2012/11/15	product family	PwrBlade+	rel level		Released		
appr	Pei-Ming Zheng	2012/11/15			title		7HDP+8S+3ACP	dwg no	10106264-A002001
www.fci.com			cat. no.	-	Product - Customer Drw		sheet 3 of 3		



Copyright FCI.