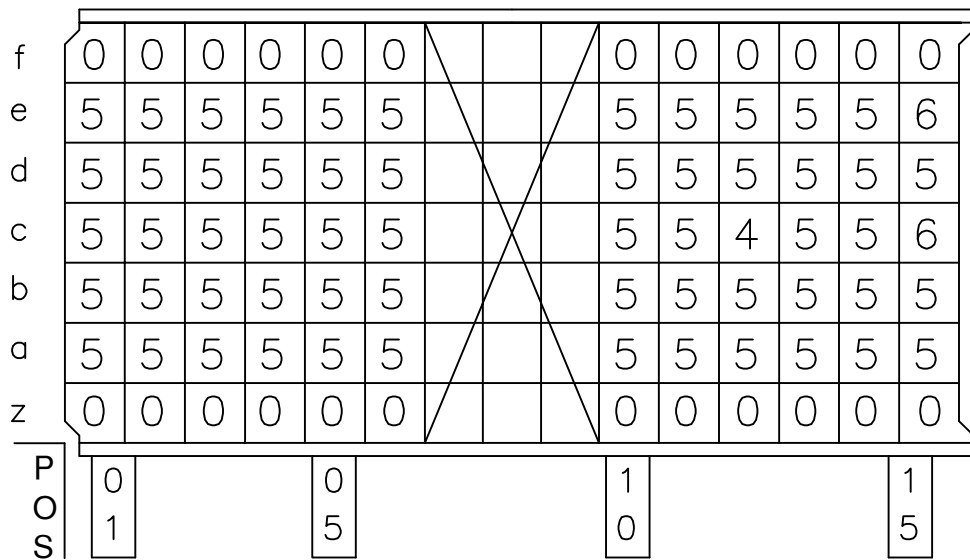
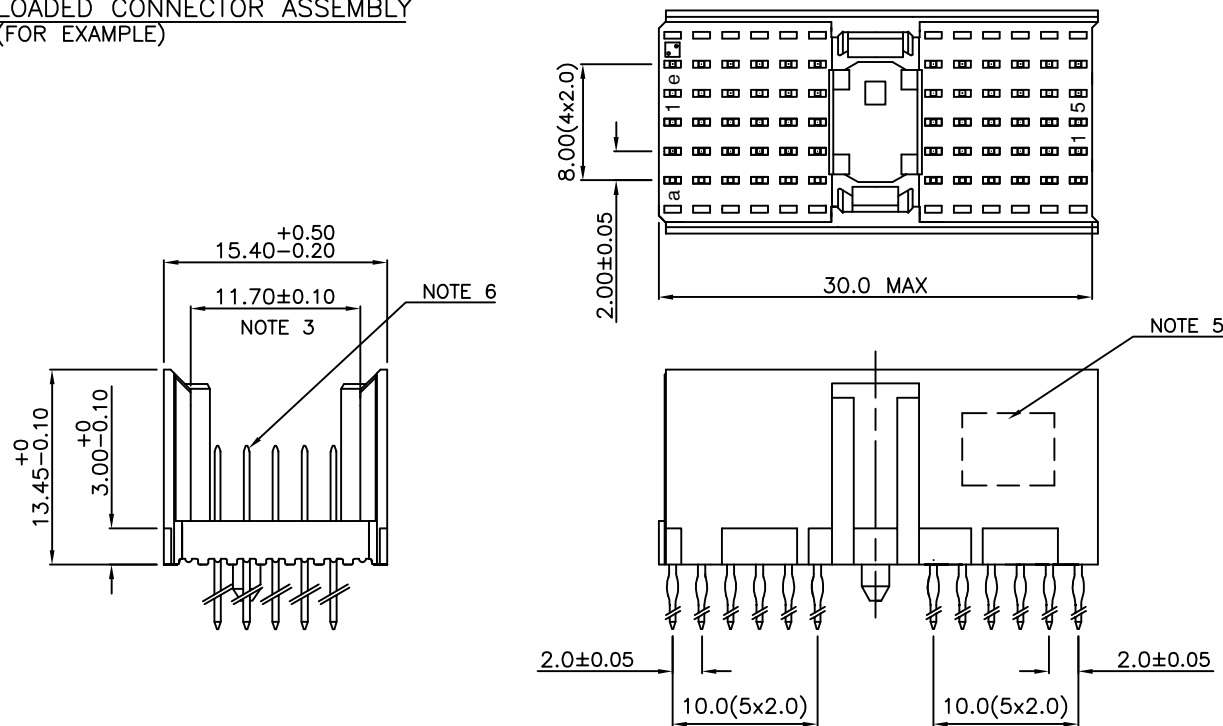


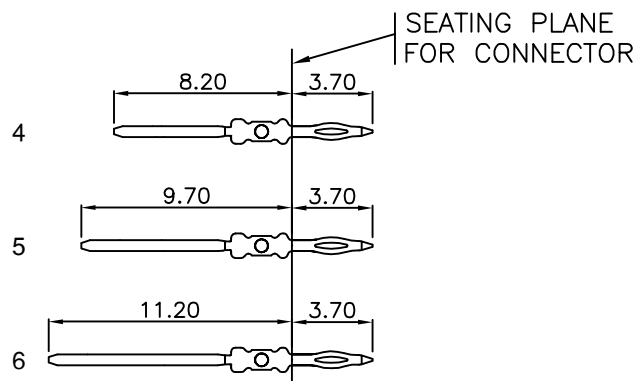
LOADING PATTERN MATING SIDE



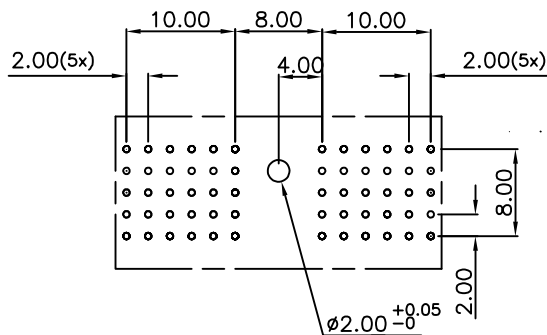
LOADED CONNECTOR ASSEMBLY (FOR EXAMPLE)



CONTACT OVERVIEW



LAY-OUT P.C.B.-HOLE



HM2P27PDG330 LEAD FREE INDICATOR : LF = LEAD FREE (DIGIT 15 & 16)
 PLATING CODE (DIGIT 13 AND 14) (REF DRW NO. BS,C , 201844 , 003)

NOTES

- THIS PRODUCT IS CSA APPROVED.
- THIS PRODUCT IS UL RECOGNIZED.
- MEASURED AT THE BOTTOM.
- MATERIAL CONTACT: PHOSPHORBRONZE
HOUSING: CREAM WHITE GLASS FILLED POLYESTER UL-94V0
- CONNECTOR PRINTED WITH P/N AND DATE CODE.
- FOR ACTUAL CONTACT LOADINGS, SEE LOADING PATTERN MATING SIDE.
- SHAPE OF CONNECTOR HOUSING CAN ALTER DEPENDING ON PRODUCTION LOCATION
- THE PRODUCT (LF) MEETS EUROPEAN UNION DIRECTIVES AND OTHER COUNTRY REGULATIONS AS DESCRIBED IN GS-22-008
- FOR RECOMMENDED PTH DIMENSIONS REFER DRAWING : BS, A , 201572 , 001

CATALOG NO: HM2P27PDG330----

mat'l. code SEE NOTE 4				surface ISO 1302 <input checked="" type="checkbox"/>		tolerance ISO 406 ISO 1101		projection 		product family MILLIPACS			
ltr				ecn no		dr		date		tolerances unless otherwise specified		title	
A				I05-0025		MINI		2005-02-22		angles		linear	
B				I05-0199		MINI		2005-11-07		0°±1°		MM	
C				I06-0099		MINI		2006-07-03		scale		-	
				dr		MINI K VANDANATH		2005-02-22		dwg no		sheet 1 of 1 size 5	
				enr		BIJU K PAUL		2005-02-22		FCI		BS, C ,203028,213 A3	
				chr		BIJU K PAUL		2006-07-03		type		Product Customer Drawing	
				appd		BIJU K PAUL		2006-07-03					
sheet index		revision sheet		C		1							