

Network cable - VS-M12MSS-OE-94F/ 1,0/10G - 1440533

Please be informed that the data shown in this PDF Document is generated from our Online Catalog. Please find the complete data in the user's documentation. Our General Terms of Use for Downloads are valid (<http://phoenixcontact.com/download>)



Assembled Ethernet cable, CAT6_A, shielded, 4-pair, AWG 26 stranded (7-wire), RAL 5021 (water blue), M12 plug on free conductor end, length 1 m



Key commercial data

| | |
|--------------------------------------|----------|
| Packing unit | 1 pc |
| Weight per Piece (excluding packing) | 80.0 GRM |
| Custom tariff number | 85444290 |
| Country of origin | Poland |

Technical data

Dimensions

| | |
|-----------------|-----|
| Length of cable | 1 m |
|-----------------|-----|

Ambient conditions

| | |
|----------------------|------|
| Degree of protection | IP65 |
| | IP67 |

General data

| | |
|------------------------|----------------------------|
| Rated current at 40°C | 0.5 A |
| Rated voltage | 48 V |
| Number of positions | 8 |
| Signal type/category | Ethernet CAT6 _A |
| Surge voltage category | III |
| Pollution degree | 2 |

Characteristics head 1

Network cable - VS-M12MSS-OE-94F/ 1,0/10G - 1440533

Technical data

Characteristics head 1

| | |
|--|-----------------------------------|
| Head type | Plug Straight M12 SPEEDCON / IP67 |
| No. of positions (pin connector pattern) | 8 (8) |
| Coding | X (Data) |
| Color | black |
| Shielded | Yes |

Characteristics head 2

| | |
|--|----------------|
| Head type | free cable end |
| No. of positions (pin connector pattern) | 8 |
| Shielded | Yes |

Cable

| | |
|---|--|
| Cable type | Ethernet 10 Gbit |
| Cable type (abbreviation) | 94F |
| UL AWM style | 20963 (80°C/30 V) |
| Signal type/category | Ethernet CAT6 _A , 10 Gbps |
| Cable structure | 4x2xAWG26/7; S/FTP |
| Conductor cross section | 4x 2x 0.14 mm ² |
| AWG signal line | 26 |
| Conductor structure signal line | 7x 0.16 mm |
| Core diameter including insulation | 1.04 mm |
| Wire colors | white/blue-blue, white/orange-orange, white/green-green, white/brown-brown |
| Twisted pairs | 2 cores to the pair |
| Type of pair shielding | Aluminum-lined foil |
| Overall twist | 4 pairs for core |
| Shielding | Tinned copper braided shield |
| Optical shield covering | 70 % |
| External sheath, color | water blue RAL 5021 |
| Outer sheath thickness | 0.65 mm |
| External cable diameter D | 6.4 mm ±0.2 mm |
| Minimum bending radius, fixed installation | 4 x D |
| Minimum bending radius, flexible installation | 8 x D |
| Tensile strength short-term/long-term | ≤ 100 N |
| Cable weight | 42 kg/km |
| Outer sheath, material | PUR |
| Material conductor insulation | Foamed PE |
| Conductor material | Bare Cu litz wires |
| Insulation resistance | ≥ 500 MΩ*km |

Network cable - VS-M12MSS-OE-94F/ 1,0/10G - 1440533

Technical data

Cable

| | |
|---|---|
| Conductor resistance | ≤ 290 Ω/km |
| Wave impedance | 100 Ω ±5 Ω (at 100 MHz) |
| Signal runtime | 5.13 ns/m |
| Shield attenuation | ≥ 80 dB (at 30 ... 100 MHz) |
| Nominal voltage, cable | ≤ 100 V |
| Test voltage Core/Core | 700 V (50 Hz, 1 min.) |
| Test voltage Core/Shield | 700 V (50 Hz, 1 min.) |
| Flame resistance | According to IEC 60332-1-2 |
| Halogen-free | According to IEC 60754-1 |
| Resistance to oil | in accordance with DIN EN 60811-2-1 |
| Ambient temperature (operation) | -40 °C ... 80 °C (cable, fixed installation) |
| | -20 °C ... 80 °C (cable, flexible installation) |
| Ambient temperature (installation) | -20 °C ... 80 °C |
| Ambient temperature (storage/transport) | -20 °C ... 80 °C |

Classifications

eCl@ss

| | |
|------------|----------|
| eCl@ss 4.0 | 27060306 |
| eCl@ss 4.1 | 27060306 |
| eCl@ss 5.0 | 27061801 |
| eCl@ss 5.1 | 27060307 |
| eCl@ss 6.0 | 27060390 |
| eCl@ss 7.0 | 27060390 |
| eCl@ss 8.0 | 27060390 |

ETIM

| | |
|----------|----------|
| ETIM 2.0 | EC000830 |
| ETIM 3.0 | EC000830 |
| ETIM 4.0 | EC002599 |
| ETIM 5.0 | EC001855 |

UNSPSC

| | |
|---------------|----------|
| UNSPSC 6.01 | 26121609 |
| UNSPSC 7.0901 | 26121609 |
| UNSPSC 11 | 26121609 |
| UNSPSC 12.01 | 26121609 |
| UNSPSC 13.2 | 26121609 |

Network cable - VS-M12MSS-OE-94F/ 1,0/10G - 1440533

Approvals

Approvals


Approvals

UL Recognized

Ex Approvals

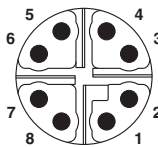
Approvals submitted

Approval details

| | |
|--|-------|
| UL Recognized  | |
| Nominal current I _N | 0.5 A |
| Nominal voltage U _N | 30 V |

Drawings

Schematic diagram



Pin assignment M12 plug, 8-pos., view plug side

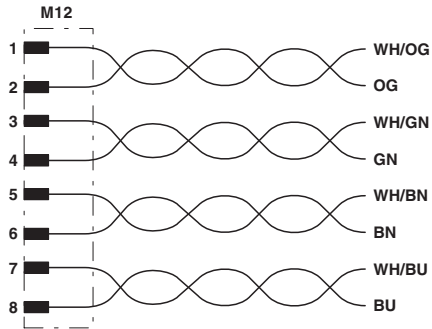
Cable cross section



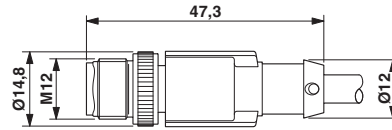
Ethernet 10 Gbit [94F]

Network cable - VS-M12MSS-OE-94F/ 1,0/10G - 1440533

Circuit diagram



Dimensioned drawing



Dimens. drawing: M12 connectors

Contact assignment of the M12 plugs