

SUMMARY

Wires

Low	16
High	0
Coax	0
Triax	0
Quad	0
Fiber	0
Fluidic	0



Image is for illustrative purpose only

Download

[Request a quote](#)

[Catalog](#)

Series

Termination type	Female crimp
IP rating	50
Cable Ø	7.80 - 9.20 mm
Matching parts	EGJ.3B.316.CYC
Status	
Alternative part	

TECHNICAL DETAILS

Mechanics

Shell Style/Model	FG*: Straight plug, cable collet and nut for fitting a bend relief
Keying	2 keys (alpha=37.5, plug: female contacts, receptacle: male contacts)
Housing Material	Brass (chrome plated) shell and collet nut, nickel plated brass latch sleeve and mid pieces
Cable Fixing	∅ 7.8 - 9.2 mm
Variant	Z : Nut for fitting a bend relief

Performance

Configuration	3B.316 : 16 Low Voltage
Insulator	Y: PEEK for crimp contacts
Rated Current	8 Amps

Specifications

Contact Type: Crimp
Max. Matings: 5000
Contact Retention: 30 N
Contact Dia.: 0.9 mm (0.035in)
Bucket Dia.: 1.1 mm (0.043in)
Min. Conductor: 0.25 mm ² (AWG 24)

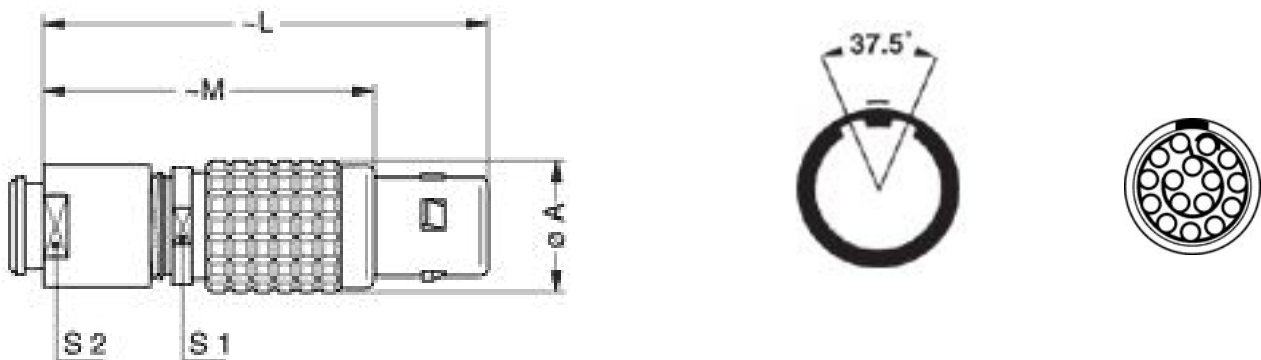
Max. Conductor: 0.5 mm² (AWG 20)
 R (max): 4.8 mOhm
 Vtest (contact-shell): 1500 V (AC), 2120 V (DC)
 Vtest (contact-contact): 1800 V (AC), 2550 V (DC)

Others

Humidity (max): <=95% [at 60 deg C / 140 F]
 Vibration: 15 g [10 Hz - 2000 Hz]
 Shock Resistance: 100 g [6 ms]
 Salt Spray Corrosion: >1000 hr
 Climatological Category: 50/175/21
 Shielding (min): 75 dB (10 MHz)
 Shielding (min): 40 dB (1 GHz)
 IP Rating: 50

DRAWINGS

Draws



Dimensions

	A	L	M	S1	S2
mm.	18	56.5	41.5	15	15
in.	0,71	2,22	1,63	0,59	0,59








RECOMMENDED BY LEMO

Tools

Crimp Tool: DPC.91.701.V
 Crimp settings: AWG/Selector = 20-22-24/6-5-5
 Positionner: DCE.91.093.BVM

Extractor: DCF.91.093.5LT
 Replacement contact: EGG.3B.660.ZZM
 Spanner wrench: DCD.3B.040.PA150

Cables

CMN.16.B22.084PG3Z		Grey	
CMN.16.T22.079PGCE	PVC	GREY	
CMN.16.T22.079PGZE		Grey	
CMN.16.T22.079PNCE	PVC	Black	
CMN.16.T22.079PNZE			
216 220	PVC	Black	
216 240	PVC	Black	
316 250	PVC	Grey	