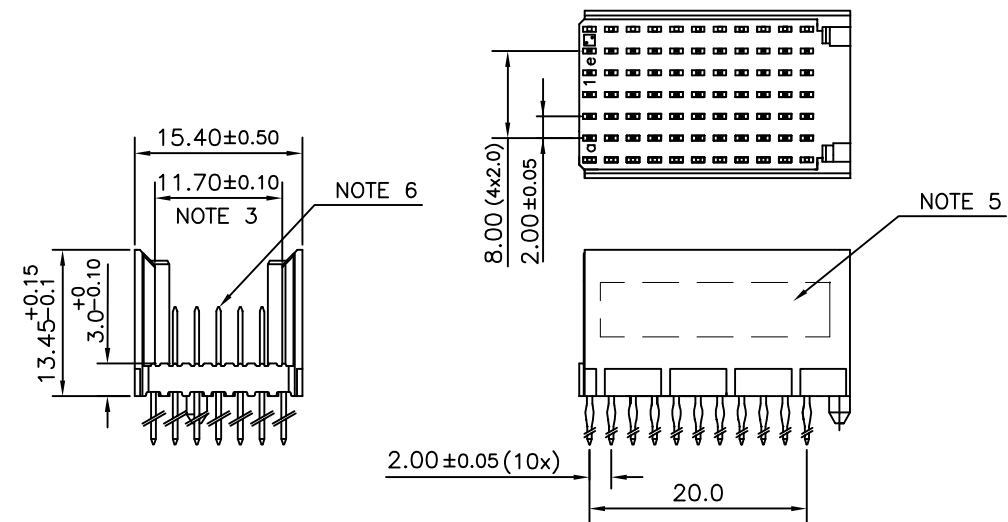


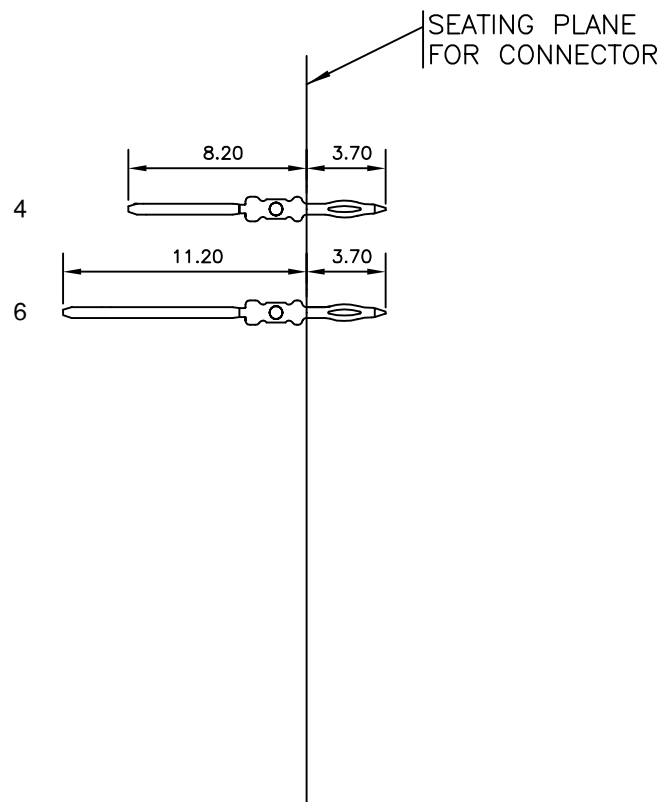
LOADING PATTERN MATING SIDE

f	0	0	0	0	0	0	0	0	0	0
e	6	6	6	6	6	6	4	4	6	6
d	6	6	6	6	6	6	4	4	6	6
c	6	6	6	6	6	6	4	4	6	6
b	6	6	6	6	6	6	4	4	6	6
a	6	6	6	6	6	6	4	4	6	6
z	0	0	0	0	0	0	0	0	0	0
POS	01					05				10

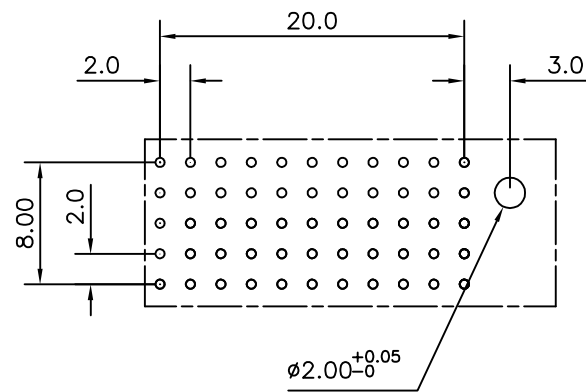
LOADED CONNECTOR ASSEMBLY
(FOR EXAMPLE)



CONTACT OVERVIEW



LAY-OUT P.C.B.-HOLE



HM2P09PDJ320 LEAD FREE INDICATOR : LF = LEAD FREE (DIGIT 15 & 16)
 PLATING CODE (DIGIT 13 AND 14) (REF DRW NO. BS,C , 201844 , 003)

NOTES

- THIS PRODUCT IS CSA APPROVED.
- THIS PRODUCT IS UL RECOGNIZED.
- MEASURED AT THE BOTTOM.
- MATERIAL CONTACT: PHOSPHORBRONZE
HOUSING: CREAM WHITE GLASS FILLED POLYESTER UL-94V0
- CONNECTOR PRINTED WITH P/N AND DATE CODE.
- FOR ACTUAL CONTACT LOADINGS, SEE LOADING PATTERN MATING SIDE.
- SHAPE OF CONNECTOR HOUSING CAN ALTER DEPENDING ON PRODUCTION LOCATION
- THIS PRODUCT (LF) MEETS EUROPEAN UNION DIRECTIVES AND OTHER COUNTRY REGULATIONS AS DESCRIBED IN GS-22-008
- FOR RECOMMENDED PTH DIMENSIONS REFER DRAWING : BS, A , 201572 , 001

CATALOG NO: HM2P09PDJ320-----

mat'l. code SEE NOTE 4		surface ISO 1302 <input checked="" type="checkbox"/>	tolerance ISO 406 ISO 1101	projection 	product family MILLIPACS
ltr	ecn no	dr	date	tolerances unless otherwise specified	
A	106-106	MINI	2006-07-07	angles linear	title MPACS 5+2R STR HDR PF CONN TYPE C
				0°±1°	scale -
		dr	MINI K VANDANATH	2006-07-07	dwg no sheet 1 of 1 size BS, C , 203028, 716 A3
		enr	BIJU K PAUL	2006-07-07	
		chr	BIJU K PAUL	2006-07-07	
		appd	BIJU K PAUL	2006-07-07	
sheet index	revision sheet	A	1		type Product Customer Drawing



Copyright FCI