

DATA SHEET

WIRELESS COMPONENTS

Band Pass Filter

BPF2012LM09R2400A

2.4-2.5 GHz

2012 Series



FEATURES

- Compact size design
- RoHS compliant

APPLICATIONS

- WLAN, 802.11a/b/g/n
- Bluetooth
- ISM Band

ORDERING INFORMATION

All part numbers are identified by the series, packing type, material, size, antenna type, working frequency and packing quantity.

PART NUMBER

BPF 2012 LM 09 R 2400A
 (1) (2) (3) (4) (5) (6)

(1) PRODUCT

BPF = Band Pass Filter

(2) SIZE

2012 = 2.0 × 1.2

(3) MATERIALS

Material Code LM

(4) TYPE

09= Type 09

(5) PACKING STYLE

R = Tape and Reel

(6) WORKING FREQUENCY

2400 =2.4 GHz

PHYCOMP CTC

CFL4111514092454K

I2NC

411151409245

SPECIFICATION

Table 1

DESCRIPTION	VALUE
Pass Band	2400-2500 MHz
Insertion Loss	1.2 dB (Max)
VSWR	2.0 (Max)
Ripple	0.60dB
Attenuation	15dB Min@ 1600 MHz 25dB Min@ 3200 MHz 20dB Min@ 4800~5000 MHz
Operating Temperature	-40 ~ 85 °C

DIMENSIONS

Table 2 Machinical Dimension

	DIMENSION
L (mm)	2.00 ±0.15
W (mm)	1.25 ±0.10
T (mm)	0.90 ±0.15
P (mm)	0.35 ±0.20
C (mm)	0.20 ±0.15
G (mm)	1.60 ±0.15
E (mm)	0.25 ±0.15
F (mm)	0.25 ±0.15

OUTLINES

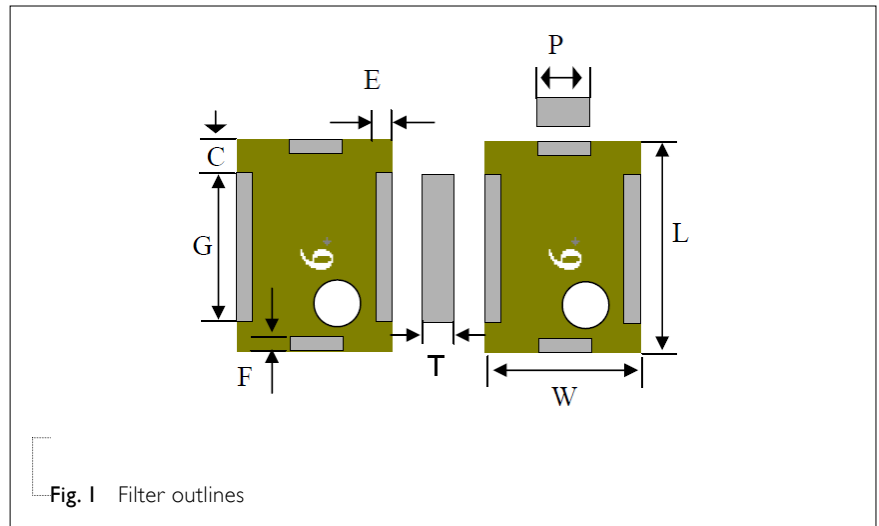


Fig. 1 Filter outlines

Table 3 Termination configuration

TERMINAL NAME	FUNCTION
P	I/O Terminal
G	Ground Terminal

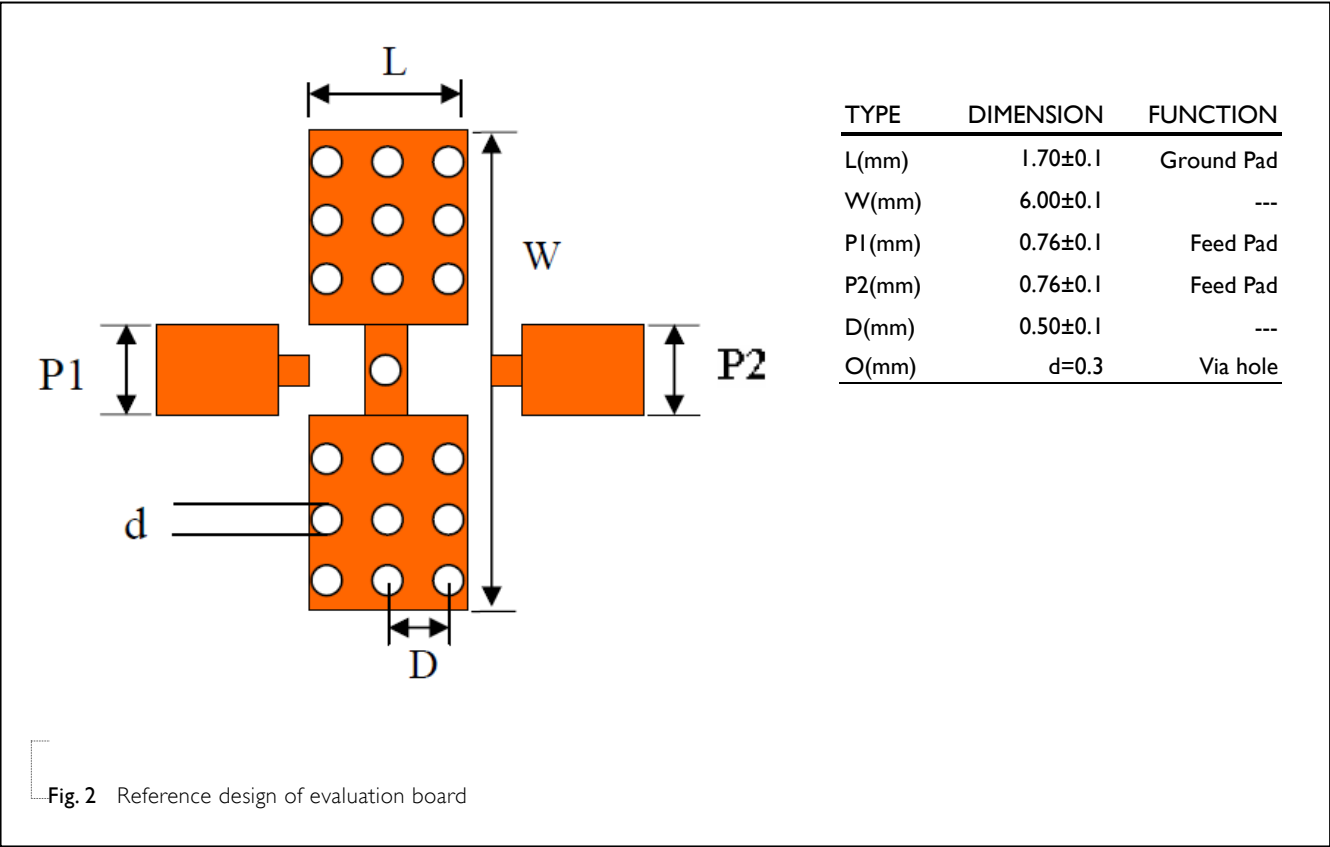


Fig. 2 Reference design of evaluation board

ELECTRICAL PERFORMANCES

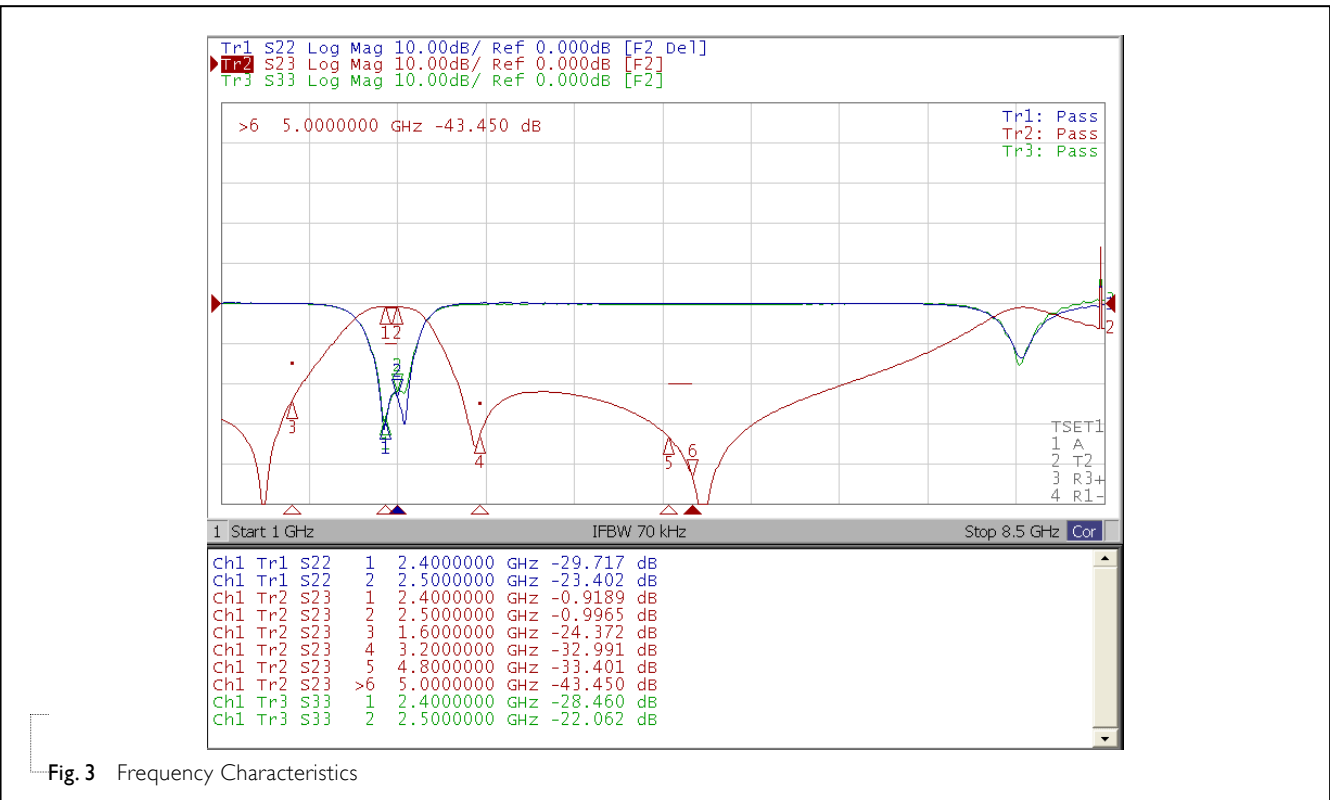


Fig. 3 Frequency Characteristics

REVISION HISTORY

REVISION	DATE	CHANGE NOTIFICATION	DESCRIPTION
Version 0	Jan. 30, 2013	-	- New data sheet for Band Pass Filter, 2.45 GHz application, 2012 series