



SCULPTED FOAM UL94 V0 RATED FABRIC-OVER-FOAM

Laird Technologies' Sculpted Foam UL94 V0 Rated Fabric-Over-Foam product line offers unmatched compression set performance while providing a relatively soft Compression Load Deflection (CLD) curve.

Low compression set results promote better shielding performance over the life of the gasket. For extended periods at room temperature or elevated temperatures (days, weeks, months at 77°F and 158°F [25°C and 70° C]), sculpted foam products yield better compression set values compared to competition. In many cases, sculpted foam products are 50% better.

Lower CLD properties further reduce the potential for distortion while in application.

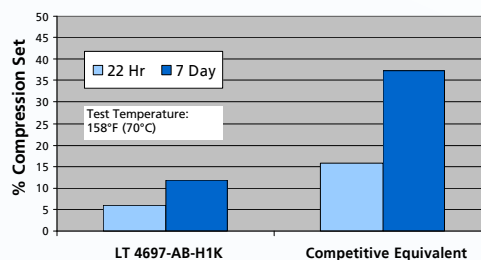
FEATURES

- Achieves UL94 V0 rating, in a Bromine-Free product offering. Compliant with European RoHS and WEEE Directive's, banning the use of Brominated Flame Retardants in electrical and electronic equipment.
- Made with high quality abrasion resistance metallized Ripstop Fabric over open cell polyurethane foam
- No plastic stiffener base required; gives same performance with a reduction in cost. Contact engineering for deviations.
- Short Lead Times
- Quick sample turn around
- Available as standard in lengths from 1" - 96"

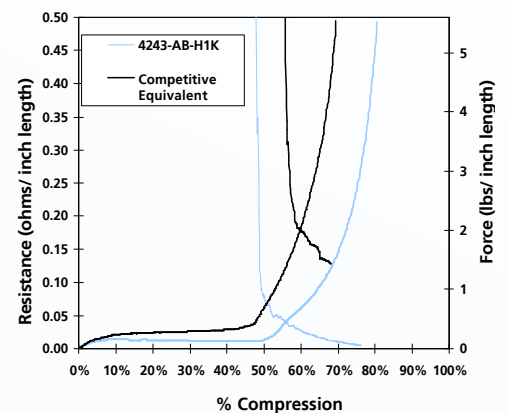
MARKETS

- Cabinet applications
- Servers
- Networking equipment

Modified ASTM 3574 Compression Set Test
LT 4697-AB-H1K C-Fold vs. Competitive Equivalent



Force Displacement Resistance Graph of
LT 4243-AB-H1K vs. Competitive Equivalent



global solutions: local support.™

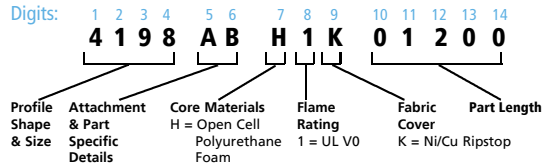
USA: +1.866.928.8181

Europe: +49.0.8031.2460.0

Asia: +86.755.2714.1166

PART NUMBER INFORMATION

EXAMPLE



Digit 1 through 4

Designate profile number. See dimensional chart on the right.

Digits 5 through 6

Designates part-specific attributes of the product including cutouts, notches, tape width, tape position, and a variety of other customized details. A B is the default and usually designates Pressure Sensitive Adhesive centered on base. These digits will be supplied by Laird Technologies' Engineering personnel.

Digits 7 through 9

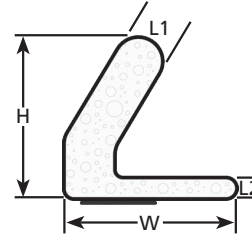
Designates the core materials, flame rating, and fabric cover combinations. Other foam and fabric combinations may be available, please consult Laird Technologies' Engineering Department.

Digit 10 through 11

Designates the part length in inches to two decimal places, (i.e., In the above example, the "01200" denotes a 12.00 inch (304.8 mm) long gasket.)

Notice: The data set forth in all text, tables, charts, graphs and figures herein are based on samples tested and are not guaranteed for all samples or applications. Such data are intended as guides and do not reflect product specification for any specific part.

C-FOLD SHAPE



Profile Number	inches (mm) H	inches (mm) W	inches (mm) L1	inches (mm) L2
4593	0.250 (6.4)	0.280 (7.1)	0.125 (3.2)	0.060 (1.5)
4168	0.315 (8.0)	0.315 (8.0)	0.079 (2.0)	0.079 (2.0)
4198	0.385 (9.8)	0.420 (10.7)	0.115 (2.9)	0.060 (1.5)
4243	0.400 (10.2)	0.430 (10.9)	0.125 (3.2)	0.060 (1.0)
4600	0.415 (10.5)	0.450 (11.4)	0.135 (3.4)	0.065 (1.7)
4529	0.465 (11.8)	0.420 (10.7)	0.115 (2.9)	0.060 (1.5)
4697	0.675 (17.1)	0.590 (15.0)	0.165 (4.2)	0.156 (4.0)

*Other shapes are available. Please contact Laird Technologies engineering.

Shielding Effectiveness Per Mil-Std-285
Profile 4198

