
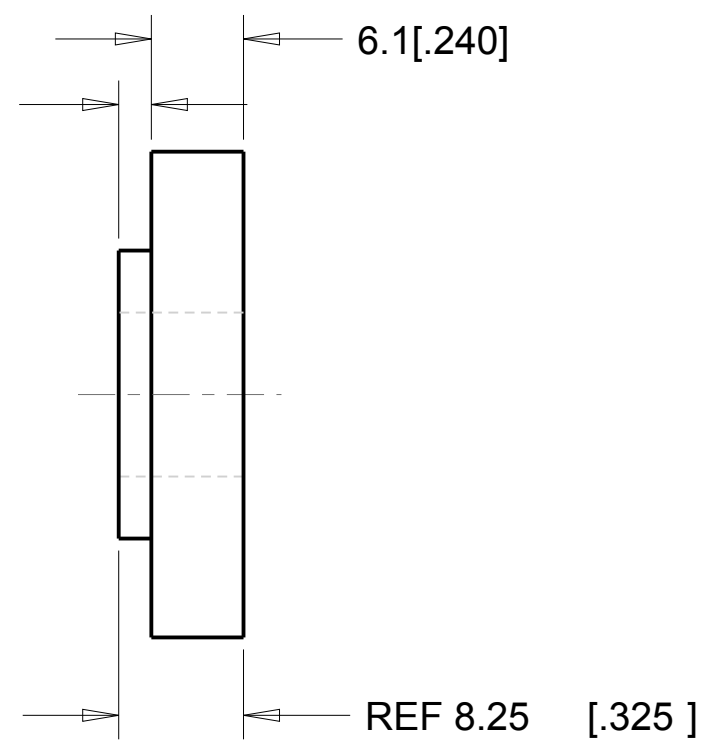
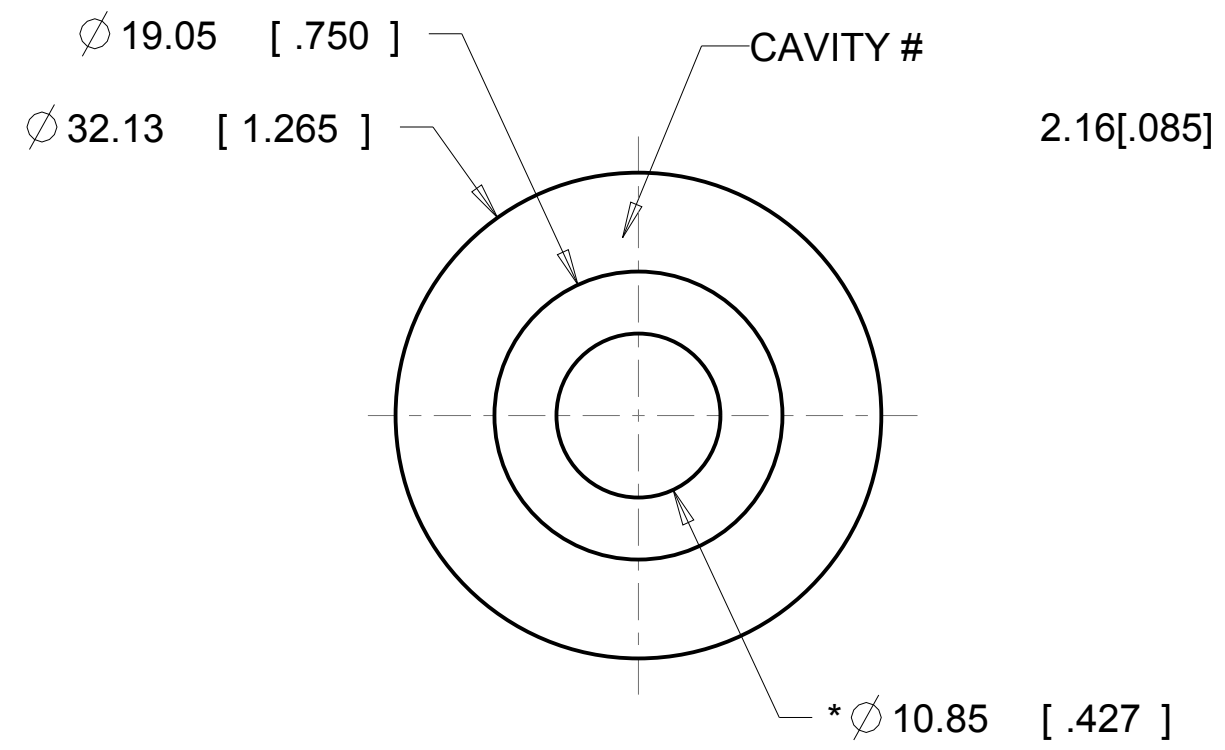




REVISIONS				
DRAWN	REV	DESCRIPTION	DATE	APPROVED
DH	00	ORIGINAL	8-26-98	DC
KP/TC	01	UPDATED FORMAT, NOTES, TOLERANCES, ADDED WEIGHT, CAVITY LOCATION AND -X TO NAMING CONVENTION. CHANGED .325 DIM TO REF.	9-8-11	MS



B-533-V2775	V-2775
B-533-V2750	V-2750
B-533-V2725	V-2725
B-533-V2599	V-2599
B-533-V2590	V-2590
B-533-V2575	V-2575
B-533-V2550	V-2550
B-533-V2525	V-2525
B-533-V2375	V-2375
B-533-V2350	V-2350
B-533-V2325	V-2325
B-533-8	C-8002
B-533-3	C-1100
B-533-2	C-1105
B-533-1	C-1002
PART NUMBER	MATERIAL

RANGE	TOL
0<DIM<=2 [0.078]	± 0.15 [.006]
2 [0.078]<DIM<=25 [0.98]	± 0.25 [.010]
25 [0.98]<DIM<=50 [1.969]	± 0.4 [.016]
50 [1.969]<DIM	± 0.6 [.024]

- 3. MAX DRAFT: 2°
- 2. CRITICAL DIMENSIONS SHALL HAVE Cpk VALUE >= 1.33 WITH ONGOING SPC DATA REQUIRED.
- 1. CRITICAL DIMENSIONS ARE MARKED WITH "**".

NOTES:

UNLESS OTHERWISE SPECIFIED UNITS ARE: MM [IN] TOLERANCE FOR ANGLES: ±0.0°	MATERIAL: SEE TABLE ON LEFT	AEARO TECHNOLOGIES LLC * a 3M company	
	ALLOWABLE FLASH: .12MM [.005]	QUALITY CONTROL: MUST COMPLY WITH E-A-R SPECIALTY COMPOSITES SUPPLIER QUALITY MANUAL REQUIREMENTS	TITLE GROMMET - NON-RIBBED
GATE: ±.25MM [.010]	NOTES: ANY FEATURE NOT DIMENSIONED IN PRINT MUST BE VISIBLY PRESENT, UTILIZE 3D CAD FOR CREATION	SIZE B	DRAWING NO. B-533-X
6.19 GRAM REF			PAGE NO. 1 OF 1

1

2

3

4

D

D

C

C

B

B

A

A