NOTES:
1. MATERIALS AND FINISHES:
   BODY – BRASS, NICKEL PLATING
   CONTACT – BRASS,SILVER PLATING
   INSULATOR – PTFE, NATURAL
2. ELECTRICAL:
   A. IMPEDANCE: 50 OHM
   B. FREQUENCY RANGE: DC 0–4 GHz
   C. DIELECTRIC WITHSTANDING VOLTAGE: 1500 VRMS, MIN.
3. MECHANICAL:
   A. DURABILITY: 500 CYCLES MIN.
   B. TEMPERATURE RANGE: – 65°C to +165°C

THIRD ANGLE PROJ.

REVISIONS

REV	DESCRIPTION	DATE	ECO	APPR
B	SEE SHEET 1	15–Mar–08	––	SH
P	SEE SHEET 1	01–Sep–10	47967	SH
R	STAMP "AMPHENOL" WAS "74868"\RD–DM11120601R3	26–Dec–11	48842	SH

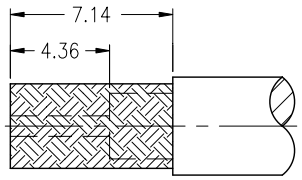

RECOMMENDED
CABLE STRIPPING DIM'S

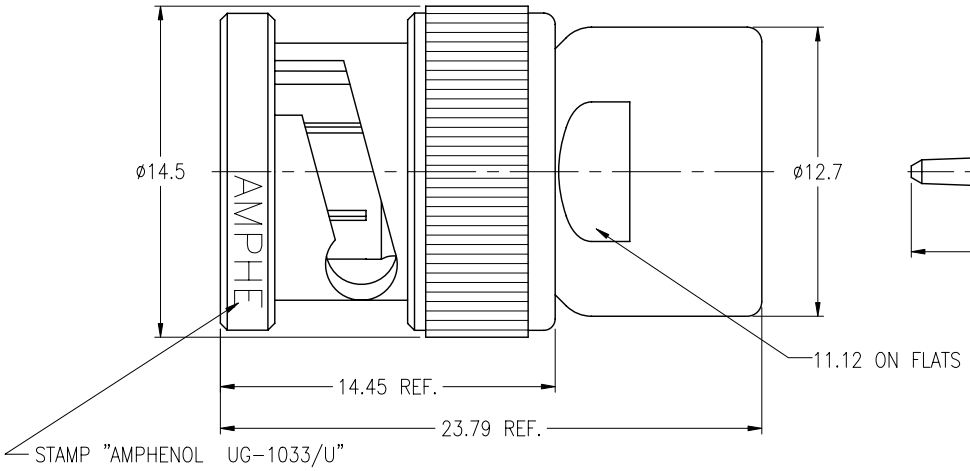

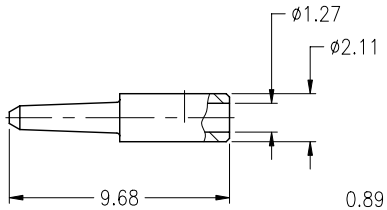

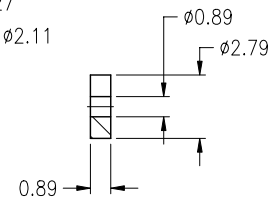

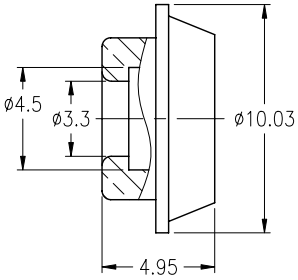

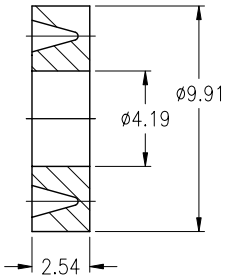

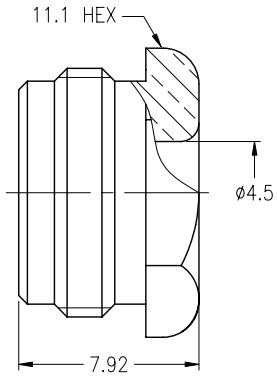

CUSTOMER OUTLINE DRAWING

ALL OTHER SHEETS ARE FOR INTERNAL USE ONLY

UNLESS OTHERWISE SPECIFIED, DIMENSIONS ARE IN METRIC AND TOLERANCES ARE:

<0.5mm	0.5 – 6mm	6 – 30mm	30 – 120mm	ANGLES
±0.05mm	±0.1mm	±0.2mm	± 0.3mm	±1°

NOTICE – These drawings, specifications, or other data (1) are, and remain the property of Amphenol Corp. (2) must be returned upon request; and (3) are confidential and not to be disclosed to any person other than those to whom they are given by Amphenol Corp. The furnishing of these drawings, specifications, or other data by Amphenol Corp., or to any other person to anyone for any purpose is not to be regarded by implication or otherwise in any manner licensing, granting rights or permitting such holder or any other person to manufacture, use or sell any product, process or design, patented or otherwise, that may in any way be related to or disclosed by said drawings, specifications, or other data.

MATERIAL

REFERENCE

FINISH

DRAWN R.MAO DATE 12–Dec–11

ENGINEER C.WANG DATE 08–Feb–10

APPROVED S.HSIEH DATE 12–Dec–11

CAD FILE F:\DWG\CNPD\84975–RSZ

TITLE IMPROVED BNC PLUG (FOR RG–122/U CABLE) UG1033

SCALE: 3/1 SHEET 2 OF 2

DWG SIZE B CODE ID 74868 REV R

Amphenol RF
Danbury CT USA, Tainan Taiwan, Shenzhen China
www.amphenolrf.com

DRAWING NO. 84975

ITEM NO. 84975

PART NO. 84975