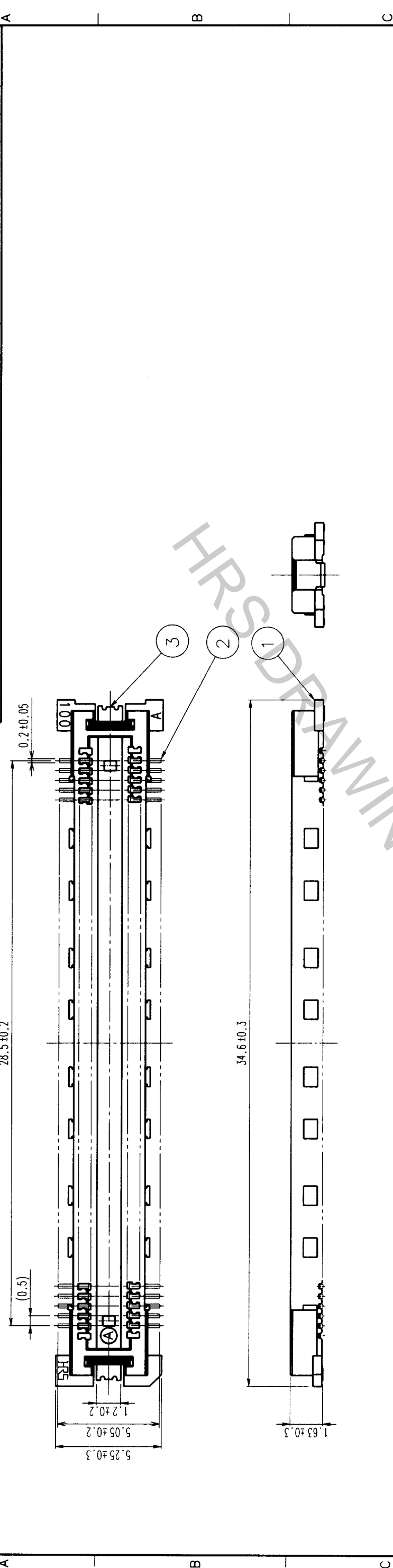
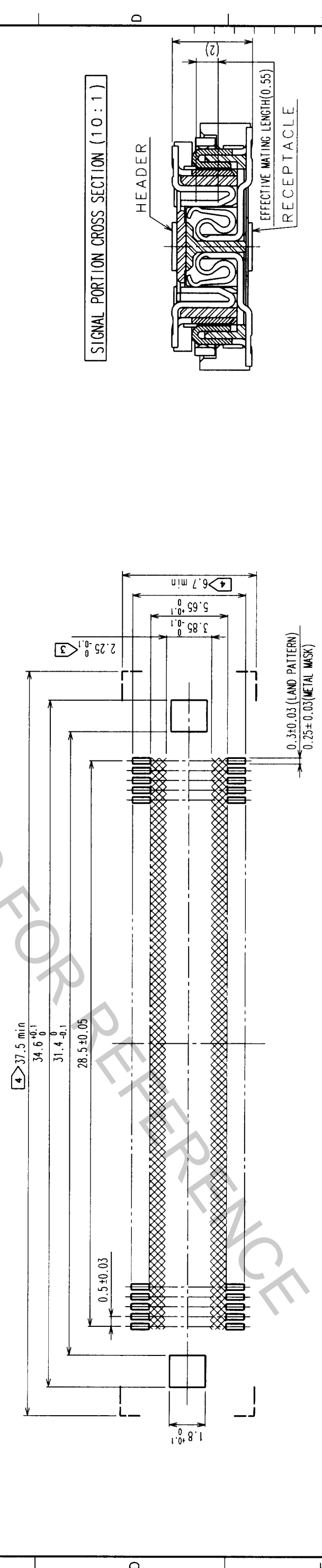


COUNT	DESCRIPTION OF REVISIONS	BY	CHKD	DATE	COUNT	DESCRIPTION OF REVISIONS	BY	CHKD	DATE
△					△				
△					△				
△					△				



RECOMMENDED LAND PATTERN DIMENSION OF PCB

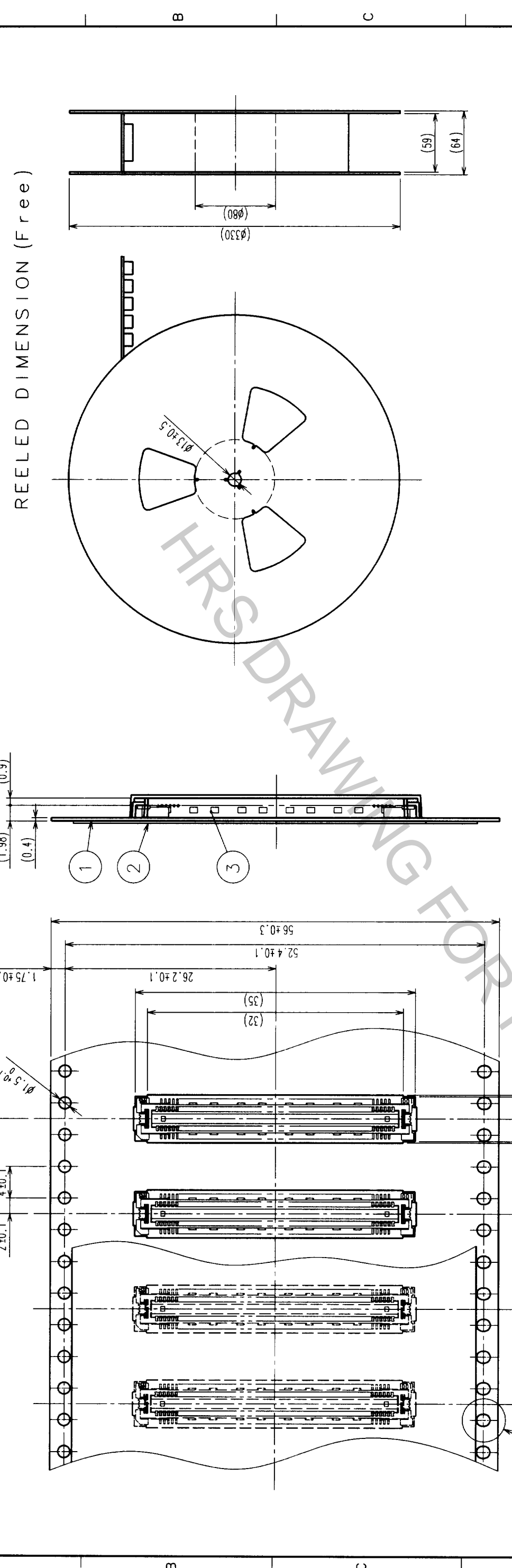


2	COPPER ALLOY	CONTACT AREA: GOLD (0.1μm) OVER NICKEL
1	LCP	LEAD: GOLD FLASH OVER NICKEL
NO.	MATERIAL	FINISH, REMARKS
3	PHOSPHOR BRONZE	TIN PLATED
CODE NO. (OLD)	CL	DESIGNED
		CHECKED
		APPROVED
		RELEASED
DRAWING NO.	EDC3-152106-01	PART NO.
SCALE	5:1	FX11LB-116P-SV (21)
UNITS	mm	CODE NO.
		CL573-0054-0-21

- NOTES
- SMT LEAD-COPLANARITY: 0.1 MAX.
  - THIS PRODUCT HAS NO POLARITY TO PATTERN FOR MOUNTING.
  - MAKE SURE WIDTH OF PATTERN IS WITHIN THAT OF LAND, OR LEAD MAY TOUCH PATTERN. (THIS APPLIES TO HATCHED AREA.)
  - DO NOT MOUNT OTHER DEVICES ONTO [ ] AREA, OR MATING PAIR CANNOT BE MATED.
  - TO BE EMBOSSED CARRIER TAPED AS SPECIFIED IN SHEET 2.

TO	
PCK	

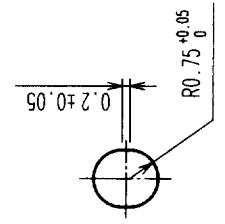
COUNT	DESCRIPTION OF REVISIONS	BY	CHKD	DATE	COUNT	DESCRIPTION OF REVISIONS	BY	CHKD	DATE
△					△				
△					△				
△					△				



REELED DIMENSION (Free)

THE DIRECTION OF PULLING OUT →

A (5:1)



- NOTES 1 1 REEL: 1000 CONNECTORS.
- 2 MINIMUM 10 COMPARTMENTS FROM BOTH REEL ENDS REMAIN EMPTY.
- 3 THIS PRODUCT HAS NO POLARITY TO TAPE AND REEL PACKAGING.

TOP COVER TAPE		(CONNECTOR)		FINISH, REMARKS		FINISH, REMARKS	
2	PET	1	PS	3	NO.	DESIGNED	CHECKED
NO.	MATERIAL	EMBOSSED CARRIER TAPE	FINISH, REMARKS	MATERIAL	NO.	DESIGNED	CHECKED
CL	CODE NO. (OLD)	CL	CODE NO. (NEW)	NO.	NO.	DESIGNED	CHECKED
DRAWING FOR PACKING		DRAWING NO.		PART NO.		APPROVED	
SCALE 2:1		EDC3-152106-01		FX11LB-116P-SV(21)		RELEASED	
UNITS mm		HIROSE ELECTRIC CO., LTD		CODE NO.		CL573-0054-0-21	

TO	
PCK	