

Printed-circuit board connector - MCV 0,5/ 6-G-2,54 SMD R44 - 1821588

Please be informed that the data shown in this PDF Document is generated from our Online Catalog. Please find the complete data in the user's documentation. Our General Terms of Use for Downloads are valid (<http://phoenixcontact.com/download>)

PCB headers, nominal current: 6 A, rated voltage (III/2): 160 V, number of positions: 6, pitch: 2.54 mm, color: black, contact surface: Gold, mounting: SMD soldering, Sample values available under SAMPLE MC...



The figure shows the 10-position version

Why buy this product

- Designed for integration into the SMT soldering process
- Additional solder anchors reduce the mechanical strain on the soldering spots
- Gold-plated contacts ensure transfer quality remains stable over the long term
- Vertical connection enables multi-row arrangement on the PCB
- Supplied in tape-on-reel packing according to IEC 60286-3 for automated mounting



Key Commercial Data

Packing unit	315 STK
Minimum order quantity	315 STK
GTIN	
GTIN	4046356789745

Technical data

Dimensions

Length [l]	4.85 mm
Width	19.82 mm
Pitch	2.54 mm
Dimension a	12.7 mm
Width [w]	19.82 mm
Height [h]	9.1 mm
Pin dimensions	0.64 x 0.64 mm
Length	4.85 mm

General

Printed-circuit board connector - MCV 0,5/ 6-G-2,54 SMD R44 - 1821588

Technical data

General

Range of articles	MCV 0,5/...-G-SMD
Insulating material group	IIIa
Rated surge voltage (III/3)	2.5 kV
Rated surge voltage (III/2)	2.5 kV
Rated surge voltage (II/2)	2.5 kV
Rated voltage (III/3)	32 V
Rated voltage (III/2)	160 V
Rated voltage (II/2)	160 V
Connection in acc. with standard	EN-VDE
Nominal current I_N	6 A
Insulating material	LCP
Flammability rating according to UL 94	V0
Color	black
Number of positions	6

Standards and Regulations

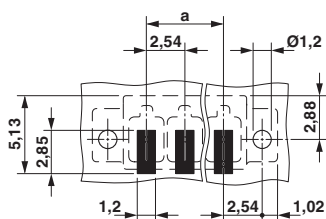
Connection in acc. with standard	EN-VDE
Flammability rating according to UL 94	V0

Environmental Product Compliance

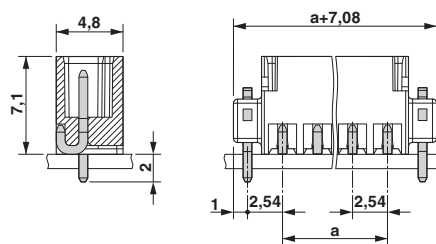
China RoHS	Environmentally friendly use period: unlimited = EFUP-e
	No hazardous substances above threshold values

Drawings

Drilling diagram

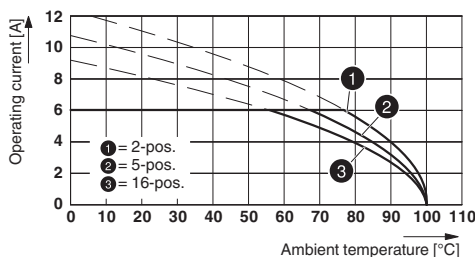


Dimensional drawing



Printed-circuit board connector - MCV 0,5/ 6-G-2,54 SMD R44 - 1821588

Diagram



Type FMC 0,5/...-ST-2,54 with MCV 0,5/...-G-2,54 SMD R..

Approvals

Approvals

Approvals

cULus Recognized / VDE Gutachten mit Fertigungsüberwachung / IECCE CB Scheme / EAC

Ex Approvals

Approval details

cULus Recognized		http://database.ul.com/cgi-bin/XYV/template/LISEXT/1FRAME/index.htm	E60425-19920306
	B		C
Nominal voltage UN	150 V		50 V
Nominal current IN	6 A		6 A

VDE Gutachten mit Fertigungsüberwachung		http://www2.vde.com/de/Institut/Online-Service/VDE-gepruefteProdukte/Seiten/Online-Suche.aspx	40042258
Nominal voltage UN		160 V	
Nominal current IN		6 A	

IECEE CB Scheme		http://www.iecee.org/	DE1-55663-B1
Nominal voltage UN		160 V	
Nominal current IN		6 A	

Printed-circuit board connector - MCV 0,5/ 6-G-2,54 SMD R44 - 1821588

Approvals

EAC



B.01742

Phoenix Contact 2018 © - all rights reserved
<http://www.phoenixcontact.com>

PHOENIX CONTACT GmbH & Co. KG
Flachsmarktstr. 8
32825 Blomberg
Germany
Tel. +49 5235 300
Fax +49 5235 3 41200
<http://www.phoenixcontact.com>