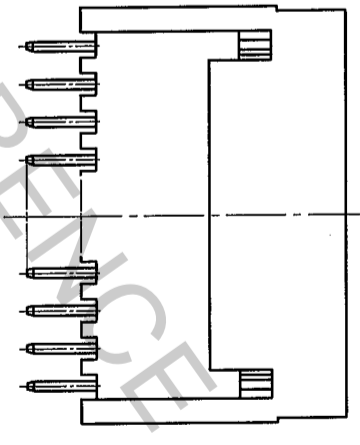
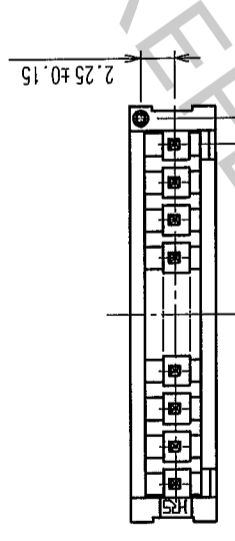
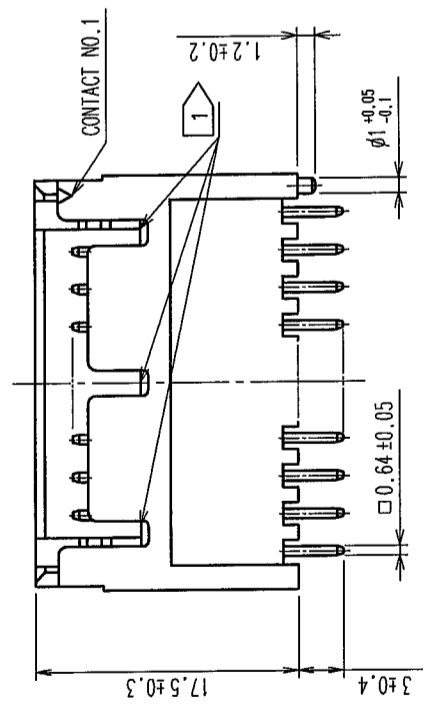
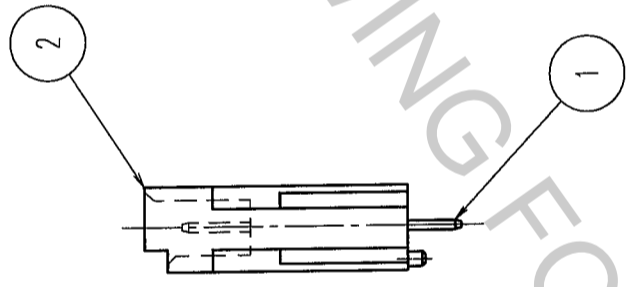
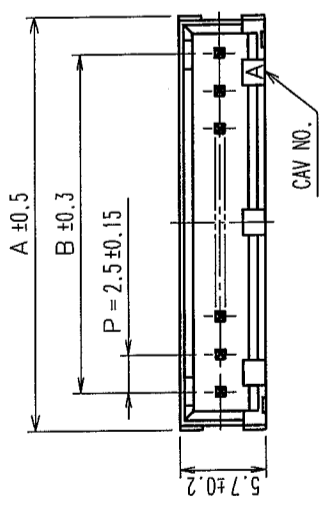
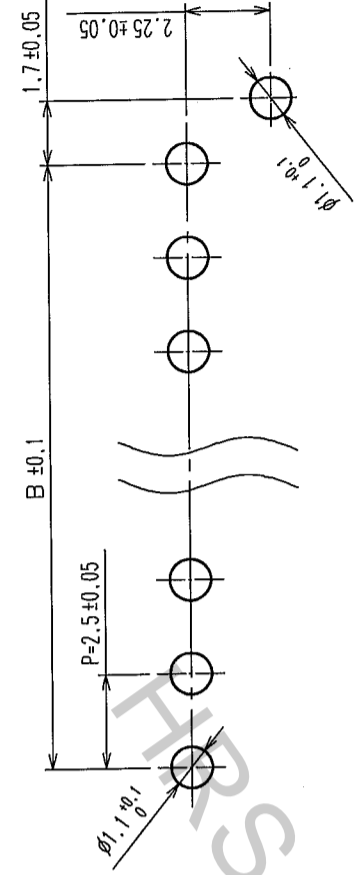


COUNT	DESCRIPTION OF REVISIONS	BY	CHKD	DATE	COUNT	DESCRIPTION OF REVISIONS	BY	CHKD	DATE
△					△				
△					△				
△					△				



RECOMMENDED PATTERN(5:1)



NUMBER OF CONTACT	PART NO.	CODE NO.	A	B
2	DF1BD-2P-2.5DSA(05)	CL541-0800-3-05	7.5	2.5
3	DF1BD-3P-2.5DSA(05)	CL541-0801-6-05	10.0	5.0
4	DF1BD-4P-2.5DSA(05)	CL541-0802-9-05	12.5	7.5
5	DF1BD-5P-2.5DSA(05)	CL541-0803-1-05	15.0	10.0
6	DF1BD-6P-2.5DSA(05)	CL541-0804-4-05	17.5	12.5
7	DF1BD-7P-2.5DSA(05)	CL541-0805-7-05	20.0	15.0
8	DF1BD-8P-2.5DSA(05)	CL541-0806-0-05	22.5	17.5
9	DF1BD-9P-2.5DSA(05)	CL541-0807-2-05	25.0	20.0
10	DF1BD-10P-2.5DSA(05)	CL541-0808-5-05	27.5	22.5

NOTES 1: 2 POSITIONS AND 3 POSITIONS HEADERS HAVE 1 POLARIZING SLOT AT CENTER.  
 TO 6 POSITIONS FROM 4 POSITIONS HAVE 2 POLARIZING SLOTS.  
 OTHER POSITIONS HAVE 3 POLARIZING SLOTS AS PER DRAWING.

1	BRASS	SURFACE: TIN PLATED 1μm min UNDER PLATING: NICKEL PLATED 0.5μm min	2	POLYAMIDE	UL94V-0, NATURAL (WHITE)
NO.	MATERIAL	FINISH, REMARKS	NO.	MATERIAL	FINISH, REMARKS
CODE NO. (OLD)			DRAWN	DESIGNED	CHECKED
			F. Matsuki	H. Imahara	T. Miyazaki
			'04.03.26	'04.03.26	'04.03.26
				J. Owa	
					04.03.29
DRAWING NO.	EDC3-071913-01		PART NO.	DF1BD-*P-2.5DSA(05)	
SCALE	2 : 1		CODE NO.	CL541-	
UNITS	mm				

TO			
----	--	--	--