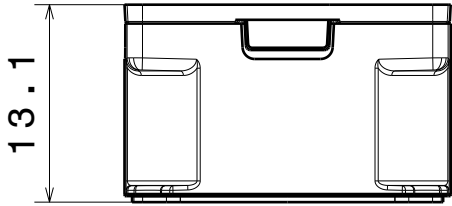


D

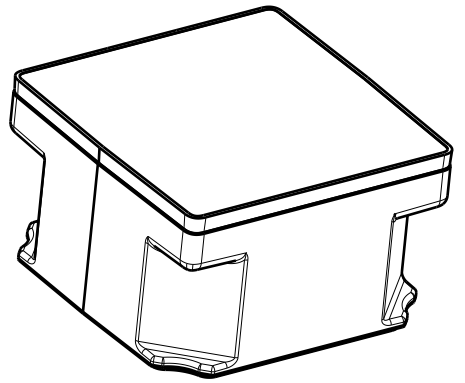
C

B

A

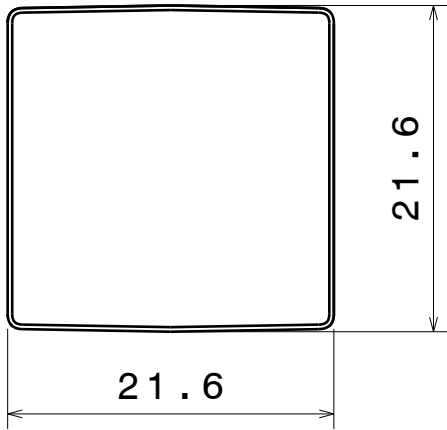


Front View




Isometric view

Oval Beam Direction



Top view



Bottom view

4

4

3

3

2

2

This drawing is our property.
It can't be reproduced
or communicated without
our written agreement.



Ledil Oy
Salorankatu 10
FIN 24240 SALO
Finland

DRAWING TITLE Mechanical Drawing

DRAWN BY
ks

DATE
08.11.2012

LAURA-XP

CHECKED BY
as

DATE
-

SIZE
A4

PART NUMBER

REV
001

DESIGNED BY
-

DATE
-

SCALE 2:1 WEIGHT

SHEET 1/1

D

A

1

1