



BAS116L2

300mW Switching Diode

Features

- Low leakage current applications.
- Epoxy meets UL 94 V-0 flammability rating
- Moisture Sensitivity Level 1
- Marking: JV
- Halogen free available upon request by adding suffix "-HF"
- Lead Free Finish/Rohs Compliant ("P" Suffix designates RoHS Compliant. See ordering information)

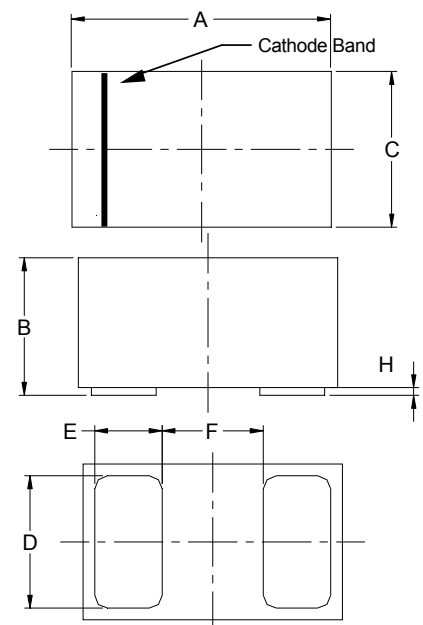
Maximum Ratings

Rating	Symbol	Rating	Unit	
Reverse Voltage	V_R	85	V	
RMS Reverse Voltage	$V_{R(RMS)}$	60	V	
Forward Continuous Current	I_{FM}	215	mA	
Repetitive Peak Forward Current	I_{FRM}	500	mA	
Non-Repetitive Peak Forward Surge Current	I_{FSM}	@ t = 1.0µs	4.0	A
		@ t = 1.0ms	1.0	
		@ t = 1.0s	0.5	
Power Dissipation	P_d	300	mW	
Thermal Resistance Junction to Ambient	R_{thJA}	417	°C/W	
Junction Temperature	T_J	-65 to +150	°C	
Storage Temperature	T_{STG}	-65 to +150		

Electrical Characteristics @ 25°C Unless Otherwise Specified

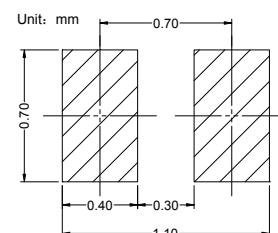
Parameter	Symbol	Min	Typ	Max	Units
Reverse Breakdown Voltage ($I_R=100\mu A$)	$V_{(BR)R}$	85	---	---	V
Forward Voltage ($I_F=1mA$) ($I_F=10mA$) ($I_F=50mA$) ($I_F=150mA$)	V_{FM}	---	---	0.90	V
		---	---	1.00	
		---	---	1.10	
		---	---	1.25	
Reverse Leakage Current ($V_R=75V$,) ($V_R=75V$, $T_J=150^\circ C$)	I_R	---	---	5.0 80	nA
Junction Capacitance ($V_R=0$, $f=1.0MHz$)	C_j	---	2.0	---	pF
Reverse Recovery Time ($I_F=I_R=10mA$ $I_{rr}=0.1I_R$)	t_{rr}	---	---	3	µs

DFN1006-2C



DIM	DIMENSIONS				NOTE
	INCHES		MM		
	MIN	MAX	MIN	MAX	
A	.037	.042	0.95	1.075	
B	.019	.021	0.47	0.53	
C	.022	.027	0.55	0.675	
D	.018	.022	0.45	0.55	
E	.008	.012	0.20	0.30	
F	.016(Typ.)		0.40(Typ.)		
H	.000	.002	0.00	0.05	

SUGGESTED SOLDER PAD LAYOUT



TYPICAL CHARACTERISTICS @ $T_a=25^\circ\text{C}$ unless otherwise specified

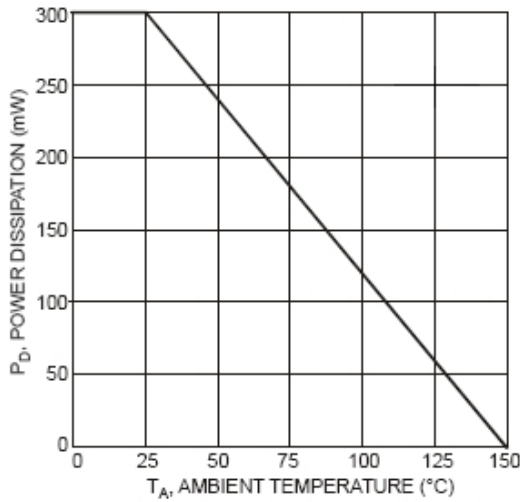


Fig. 1 Power Derating Curve, Total Package

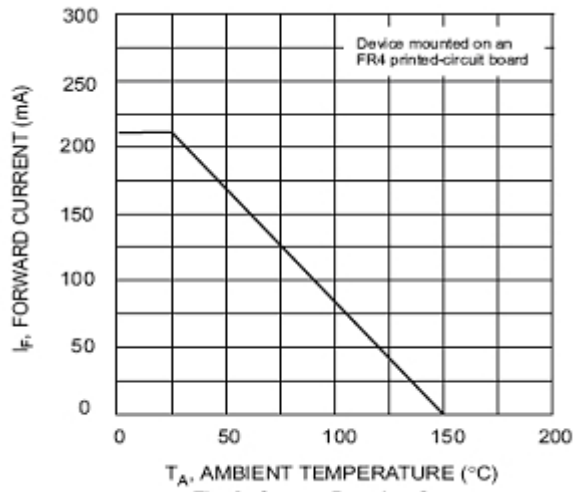


Fig. 2 Current Derating Curve

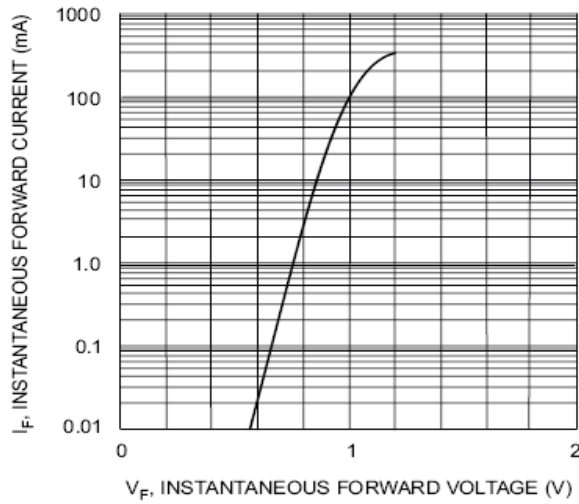


Fig. 3 Typical Forward Characteristics

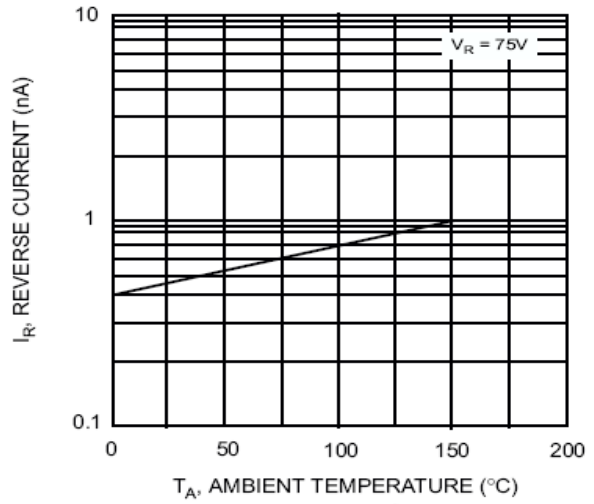


Fig. 4 Typical Reverse Characteristics



Ordering Information :

Device	Packing
Part Number-TP	Tape&Reel: 10Kpcs/Reel

Note : Adding "-HF" suffix for halogen free, eg. Part Number-TP-HF

*****IMPORTANT NOTICE*****

Micro Commercial Components Corp. reserves the right to make changes without further notice to any product herein to make corrections, modifications , enhancements , improvements , or other changes . **Micro Commercial Components Corp .** does not assume any liability arising out of the application or use of any product described herein; neither does it convey any license under its patent rights ,nor the rights of others . The user of products in such applications shall assume all risks of such use and will agree to hold **Micro Commercial Components Corp .** and all the companies whose products are represented on our website, harmless against all damages.

*****LIFE SUPPORT*****

MCC's products are not authorized for use as critical components in life support devices or systems without the express written approval of Micro Commercial Components Corporation.

*****CUSTOMER AWARENESS*****

Counterfeiting of semiconductor parts is a growing problem in the industry. Micro Commercial Components (MCC) is taking strong measures to protect ourselves and our customers from the proliferation of counterfeit parts. MCC strongly encourages customers to purchase MCC parts either directly from MCC or from Authorized MCC Distributors who are listed by country on our web page cited below. Products customers buy either from MCC directly or from Authorized MCC Distributors are genuine parts, have full traceability, meet MCC's quality standards for handling and storage. **MCC will not provide any warranty coverage or other assistance for parts bought from Unauthorized Sources.** MCC is committed to combat this global problem and encourage our customers to do their part in stopping this practice by buying direct or from authorized distributors.