


5 x 15mm Fast-Acting Glass Tube Fuses C518 Series

Description

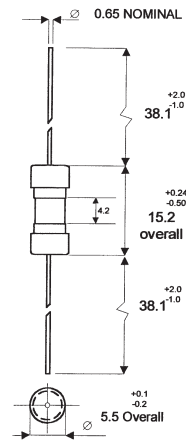
- Axial-leaded fast-acting
- 5 x 15mm physical size
- Nickel-plated brass endcap construction
- Optional insulation sleeve is flexible flouropolymer (UL Flammability rating VW-1).
- UL Listed product meets standard UL 248-14



Electrical Characteristics		
Rated Current	Amp Rating	Opening Time
100mA-5A	100%	None
	135%	60 minutes max.
	200%	2 seconds max.

Dimensions - mm

Drawing Not to Scale



Agency Information

- UL Recognition Card: Guide JDYX2, File E19180
- CSA Certification Card: Class 1422-01, File 53787

Ordering

Specify product code

- Insert packaging code prefix before part number. E.g. BK (or TR2)/C518-2-R

Specify option code, if desired

- For insulation sleeve, insert "S" after part series. E.g. BK/C518S-2-R

- With TR2 packaging code, lead wire length is 20.3mm

Specifications

Part Number	Voltage Rating Vac	Interrupting Rating at Rated Voltage (amps)		Typical DC Cold Resistance* (Ω)	Typical Melting I ² t** AC	Max Voltage Drop (mV)***
		250Vac	125Vac			
C518-100-R	250	35	10,000	22.30	0.0010	2230
C518-125-R	250	35	10,000	15.20	0.0019	1930
C518-250-R	250	35	10,000	5.66	0.012	1450
C518-375-R	250	35	10,000	2.53	0.039	968
C518-500-R	250	35	10,000	1.66	0.059	845
C518-750-R	250	35	10,000	0.91	0.264	686
C518-1.5-R	250	100	10,000	0.900	0.800	135
C518-2-R	250	100	10,000	0.064	1.9	136
C518-2.5-R	250	100	10,000	0.046	2.9	121
C518-3-R	250	100	10,000	0.038	6.1	116
C518-3.5-R	250	100	10,000	0.032	9.7	115
C518-4-R	250	200	10,000	0.022	16.6	88
C518-5-R	250	200	10,000	0.018	22.4	91

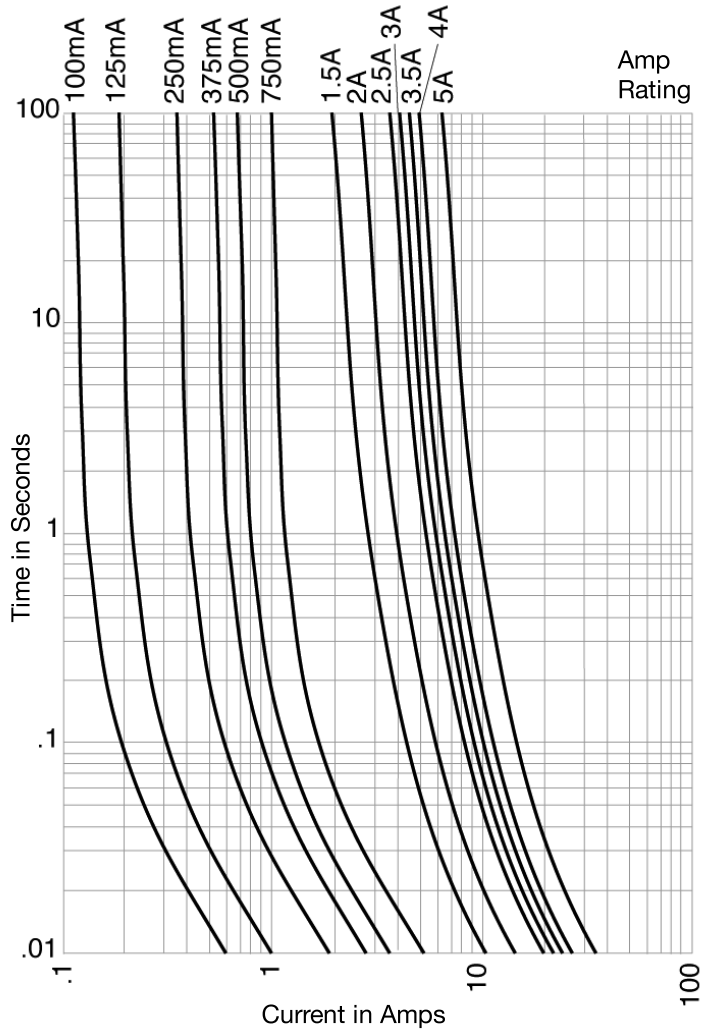
* DC Cold Resistance (Measured at <10% of rated current)

** Typical Melting I²t (A²Sec) (Minimum at 10 times rated current)

*** Typical Voltage Drop (Voltage drop was measured at 20°C ambient temperature at rated current)

Time-Current Curve

Time-Current Characteristic Curves—Average Melt



Packaging Code	
Packaging Code Prefix	Description
BK	100 fuses packed into a cardboard carton
TR2	1,500 fuses packed into tape on a reel (20.3mm lead wire length)

Option Code	
Option Code	Description
S	Insulation Sleeve

The only controlled copy of this Data Sheet is the electronic read-only version located on the Cooper Bussmann Network Drive. All other copies of this document are by definition uncontrolled. This bulletin is intended to clearly present comprehensive product data and provide technical information that will help the end user with design applications. Cooper Bussmann reserves the right, without notice, to change design or construction of any products and to discontinue or limit distribution of any products. Cooper Bussmann also reserves the right to change or update, without notice, any technical information contained in this bulletin. Once a product has been selected, it should be tested by the user in all possible applications.

Life Support Policy: Cooper Bussmann does not authorize the use of any of its products for use in life support devices or systems without the express written approval of an officer of the Company. Life support systems are devices which support or sustain life, and whose failure to perform, when properly used in accordance with instructions for use provided in the labeling, can be reasonably expected to result in significant injury to the user.

