




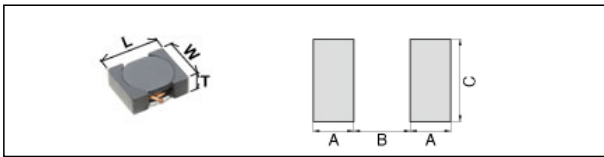


# VLF504010MT-150M-CA

Applications	 Automotive Grade
Feature	 Wire Wound
	 Magnetic Shield
	 Ferrite Core
	 AEC-Q200
Series	VLF-M Series / VLF504010MT-CA Type
Status	PROD



Size	
Length(L)	5.00mm +/-0.30mm
Width(W)	4.00mm +/-0.30mm
Thickness(T)	1.00mm Max.
Recommended Land Pattern (A)	1.30mm Nom.
Recommended Land Pattern (B)	1.60mm Nom.
Recommended Land Pattern (C)	2.20mm Nom.

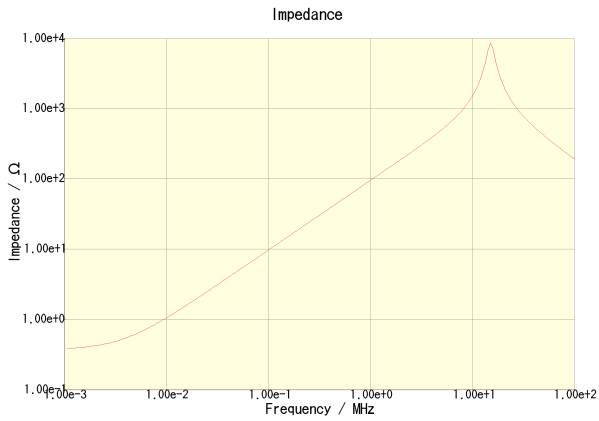
Electrical Characteristics	
Inductance	15uH +/-20% at 1MHz
Rated Current (L Change) [Typ.]	830mA (30% Down)
Rated Current (L Change) [Max.]	740mA (30% Down)
Rated Current (Temperature Rise) [Typ.]	980mA (40degC Rise)
DC Resistance [Nom.]	330mΩ
DC Resistance [Max.]	400mΩ

Other	
Operating Temp. Range (Including Self-Temp. Rise)	-40 to 105degC
Soldering Method	Reflow
AEC Q200	Yes
Packing	Blister (Plastic)Taping [180mm Reel]
Package Quantity	1000Pcs Min.
Weight	0.073g

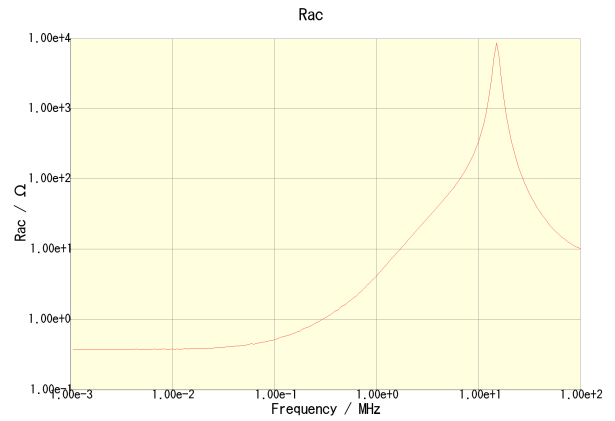
•This PDF document was created based on the data listed on the TDK Corporation website.  
 •All specifications are subject to change without notice.

# VLF504010MT-150M-CA

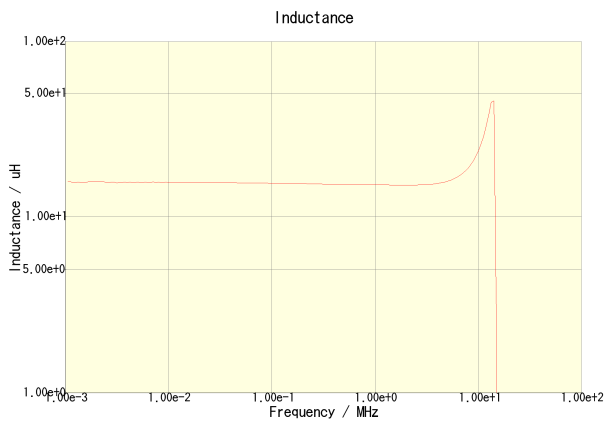
**Characteristic Graphs** (This is reference data, and does not guarantee the product's characteristics.)



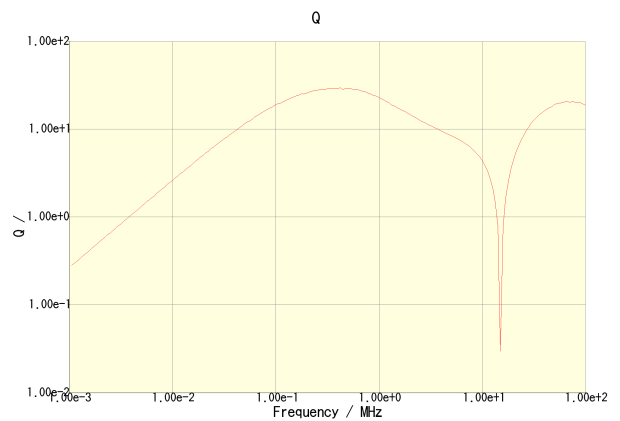
VLF504010MT-150M-CA



VLF504010MT-150M-CA



VLF504010MT-150M-CA

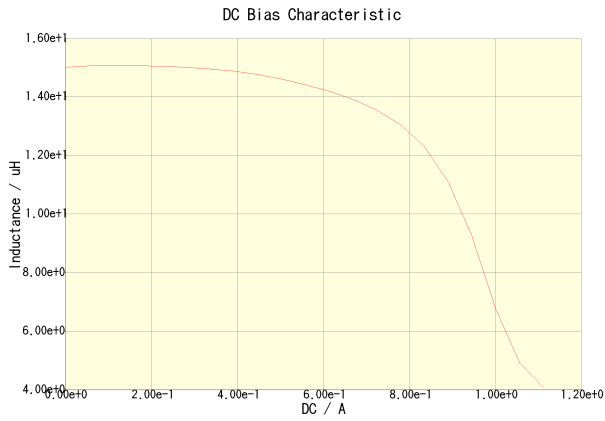


VLF504010MT-150M-CA

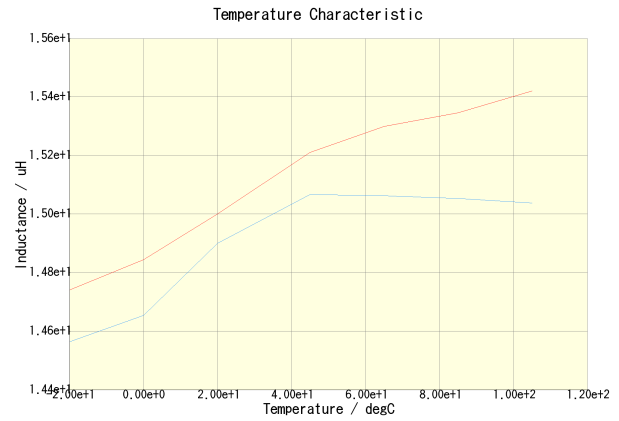
- This PDF document was created based on the data listed on the TDK Corporation website.
- All specifications are subject to change without notice.

# VLF504010MT-150M-CA

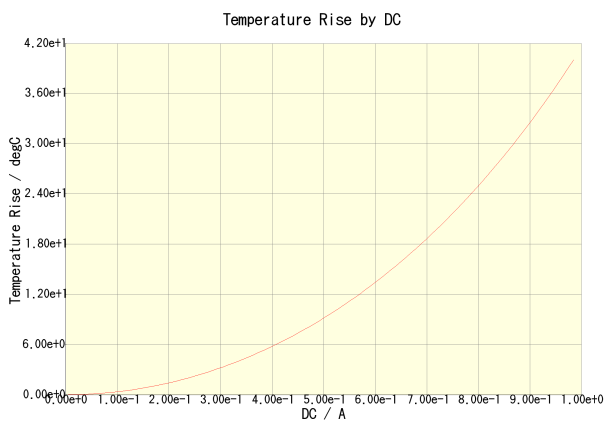
## Characteristic Graphs (This is reference data, and does not guarantee the product's characteristics.)



VLF504010MT-150M-CA(Amb. Temp. = 20degc)



VLF504010MT-150M-CA(DC = 0A) VLF504010MT-150M-CA(DC = 0.37A)



VLF504010MT-150M-CA(Amb. Temp. = 20degc)

- This PDF document was created based on the data listed on the TDK Corporation website.
- All specifications are subject to change without notice.