

4

3

2

1

THIS DRAWING IS UNPUBLISHED.

RELEASED FOR PUBLICATION

© COPYRIGHT

ALL RIGHTS RESERVED.

LOC DIST

REVISIONS

P	LTR	DESCRIPTION	DATE	DWN	APVD

REPLACED BY OCEAN STYLE APPLICATOR PART NUMBER

FOR REPLACEMENT PARTS FOR APPLICATOR REFER TO ADDITIONAL PAGE(S). SPARE PARTS KIT (IF LISTED) WILL REMAIN AVAILABLE.

THE REPLACEMENT OCEAN STYLE APPLICATOR HAS THE SAME TERMINATOR/PRESS INTERFACE AS APPLICATOR

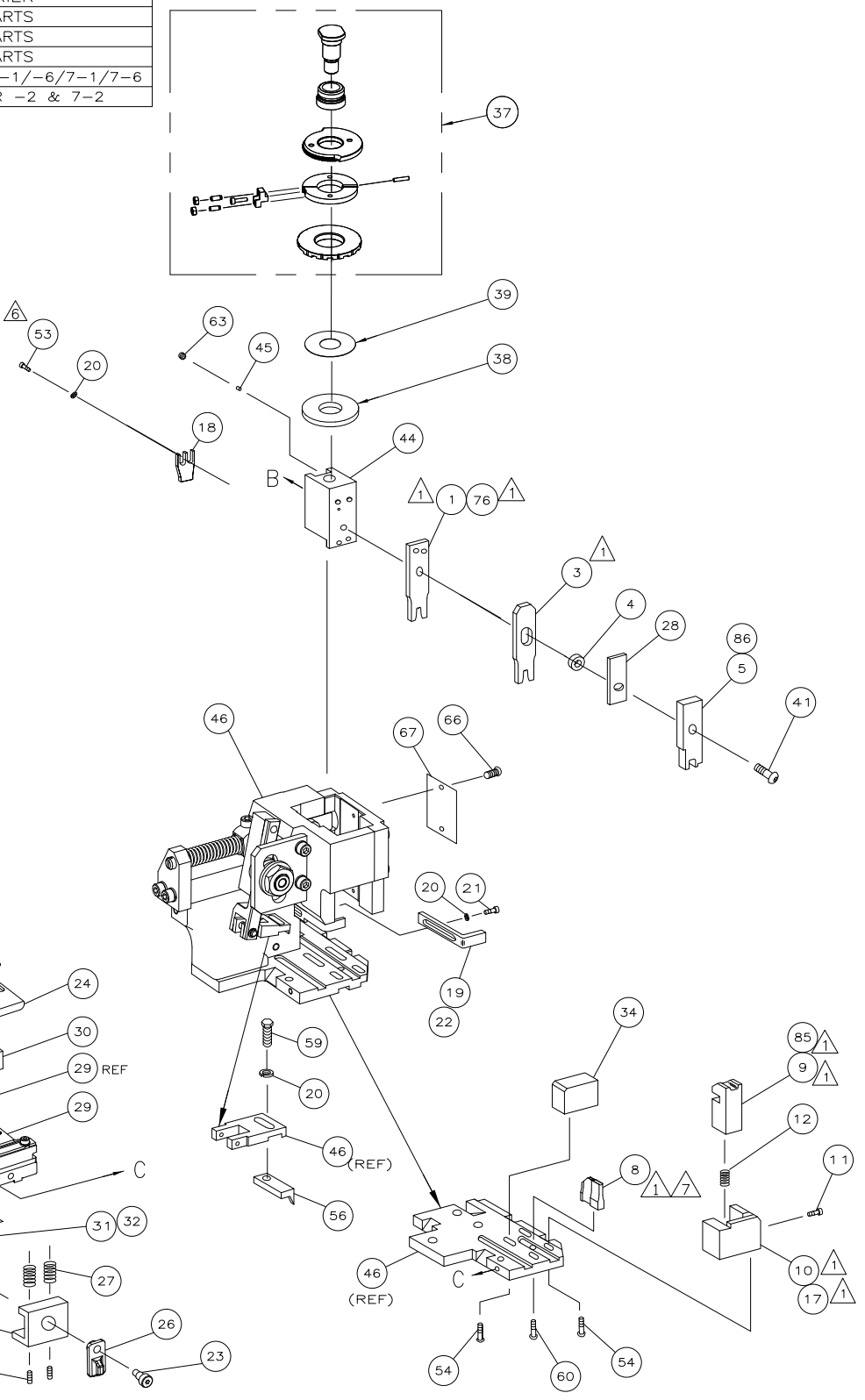
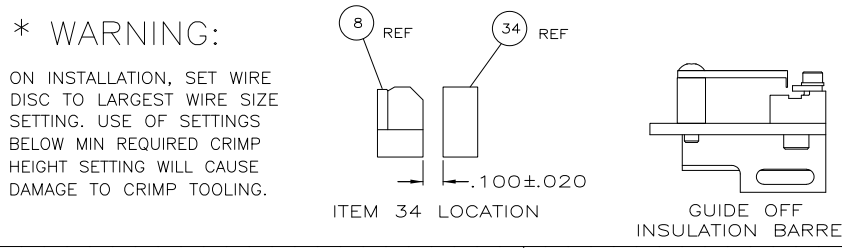
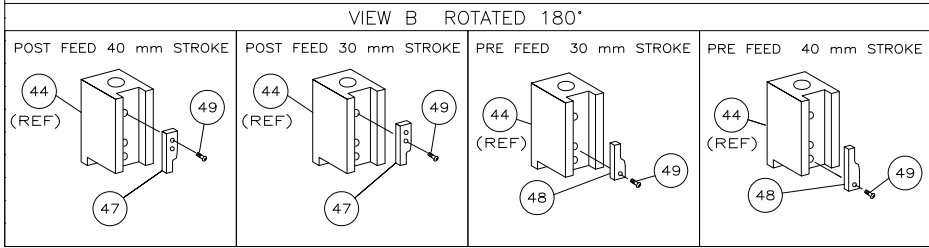
THIS DRAWING IS A CONTROLLED DOCUMENT.		DWN	 TE Connectivity		
DIMENSIONS:		CHK			
TOLERANCES UNLESS OTHERWISE SPECIFIED:		APVD	NAME		
 0 PLC ± 1 PLC ± 2 PLC ± 3 PLC ± 4 PLC ± ANGLES ±		PRODUCT SPEC	RESTRICTED TO		
		APPLICATION SPEC	SIZE	CAGE CODE	DRAWING NO
MATERIAL	FINISH	WEIGHT	A3	C-	
		SCALE	SHEET	OF	REV

LOC	DIST	REVISIONS			
A	66	REV	DATE	BY	APPV
		F1	7-2008	MY	GB

PART NUMBER	REV	FIRST USED	TERMINATOR	FEED TYPE	DESCRIPTION
1528150-1	F	-	LEADMAKER	MECH POST FEED	CUTS CARRIER
1528150-2	F	-	BENCH	MECH PRE FEED	CUTS CARRIER
1528150-6	F	-	LEADMAKER	MECH POST FEED	CONTINUOUS CARRIER
7-1528150-1	F	-	LEADMAKER	MECH POST FEED	-1 AND SPARE PARTS
7-1528150-2	F	-	BENCH	MECH PRE FEED	-2 AND SPARE PARTS
7-1528150-6	F	-	LEADMAKER	MECH POST FEED	-6 AND SPARE PARTS
7-1528150-7	C	-	LEADMAKER	-	SPARE PARTS KIT FOR -1/-6/7-1/7-6
7-1528150-8	C	-	BENCH	-	SPARE PARTS KIT FOR -2 & 7-2

CRIMP DATA AMP TERMINAL AMP CRIMP SPECS			
TERMINAL NAME: AMP MCP 1.2 - CB			
CRIMP	SIZE	TYPE	RANGE
WIRE	1.78 [.070 IN]	F	1.00-1.50mm ² or 18-16 AWG
INSUL	2.29 [.090 IN]	SPECIAL	1.90-2.40 [.075-.094 IN]
WIRE STRIP LENGTH		APPL INSTRUCTION	
3.00-3.60 [.118-.142 IN]		408-8322 & 408-8490	
TERMINAL APPL SPEC	114-18464	FEED	7.50 [.295 IN]
TERMINALS APPLIED			
1452503	-	-	-
-	-	-	-
-	-	-	-
-	-	-	-
-	-	-	-
-	-	-	-
-	-	-	-
-	-	-	-
-	-	-	-
WIRE SIZE	CRIMP HEIGHT	REF SETTING	
mm ² AWG	*		
1.50mm ²	1.36 ±0.05 [.054 ±0.002 IN]	B3	
16 AWG	1.31 ±0.05 [.052 ±0.002 IN]	B6	
2x0.50mm ² or 1.00mm ²	1.18 ±0.05 [.046 ±0.002 IN]	C6	
18 AWG	1.11 ±0.05 [.044 ±0.002 IN]	D3	
-	-	-	
-	-	-	
-	-	-	
-	-	-	
SET UP GAGE	LAYOUT		
458637-3	L1426418		

- 1. RECOMMENDED SPARE PARTS.
- 2. GREASE RAM, CAM, CAM FOLLOWER AND FEED ROD LIGHTLY.
- 3. LUBRICATE DAILY PER THE APPLICATOR INSTRUCTION SHEET SUPPLIED WITH THE APPLICATOR.
- 4. THIS APPLICATOR HAS BEEN DESIGNED TO APPLY WIRES WITH THIN WALL (FLR) INSULATION.
- 5. MAXIMUM INSULATION CRIMP WIDTH 2.45mm & MAXIMUM INSULATION CRIMP HEIGHT 2.45mm. SEE APPLICATION SPECIFICATION TO CLARIFY.
- 6. CUT TO LENGTH AT ASSY.
- 7. DUE TO THE DEMANDS OF APPLICATION SPEC 114-18464 IT IS IMPORTANT, IF THE ANVIL IS MOVED OR REPLACED, THAT IT IS BIASED TOWARDS THE OPERATOR'S POSITION AS FAR AS POSSIBLE WHEN RE-SECURING TO THE BASE PLATE.



QTY	REQD	PER	ASSY	PART NO	DESCRIPTION	ITEM NO	
-	-	1	-	1	562605-2	DEPRESSOR, SHEAR ASSY	86
-	-	1	-	1	1-879745-2	SHEAR, FLOAT (FRONT)	85
-	-	1	2	-	1-1752057-3	CRIMPER, WIRE, STEPPED	76
-	-	1	1	1	1528150	PRINT, APPLICATOR LOG SHEET	72
-	-	1	1	1	1338705-3	DOCUMENTATION PACKAGE	71
-	-	1	1	1	461264-5	PLATE, IDENTIFICATION	68
-	-	2	2	2	21017-2	SCR,DRIVE(#2x.19)ID PLATE	66
-	-	1	1	1	3-18031-0	SCR,SKT SET(M6X6)RAM	63
-	-	2	2	2	2-18032-5	SCR,SET(M5X20)DRAG	61
-	-	1	1	1	18024-7	SCR,BHC(M4X10)ANVIL	60
-	-	1	1	1	5-18022-2	SCR,HEX(M4X8)FEED FINGER	59
-	-	1	1	1	1338685-1	PAWL, FEED	56
-	-	4	4	4	18024-8	SCR,BHC(M4X12)SHEAR HOLDER	54
-	-	2	2	2	1-18023-2	SCR,SHC(M4X12)TERM HLD DWN	53
-	-	1	1	1	18024-3	SCR,BHC(M3X10)CAM	49
-	-	1	-	-	1338675-1	CAM, PRE FEED 30 & 40 mm ST	48
-	-	1	-	-	1338676-1	CAM, POST FEED 30 & 40 mm ST	47
-	-	1	1	1	1320999-3	APPLICATOR BASIC SUBASSY	46
-	-	1	1	1	690191-1	PLUG, NYLON	45
-	-	1	1	1	1338660-1	RAM	44
-	-	1	1	1	2-18024-6	SCR,BHC(M8X25)RAM	41
-	-	1	1	1	690125-1	SHIM SUBASSY	39
-	-	1	1	1	469367-9	SPACER, FINE ADJUST	38
-	-	1	1	1	879103-3	FINE ADJUST HEAD SUBASSY	37
-	-	1	1	1	1320934-6	SUPPORT, TERMINAL	34
-	-	2	2	2	1-18024-0	SCR,BHC(M4X20)STRIP GUIDE	33
-	-	1	1	1	18027-2	WASHER, FLAT(M4)	32
-	-	1	1	1	1-18023-2	SCR,SKT CAP(M4X12)MOUNT BLOCK	31
-	-	1	1	1	1320908-1	SPACER, STRIP GUIDE	30
-	-	1	1	1	1633073-2	STRIP GUIDE PLATE ASSY	29
-	-	1	1	1	455888-6	SPACER, CRIMPER	28
-	-	2	2	2	1-22284-0	SPRING, DRAG	27
-	-	1	1	1	356835-1	LEVER, DRAG RELEASE	26
-	-	1	1	1	240792-1	DRAG, TERMINAL	25
-	-	1	1	1	1320928-1	PLATE, STRIP GUIDE	24
-	-	1	1	1	980371-4	SCR,SHC SHLD	23
-	-	1	-	-	690472-5	STRIPPER	22
-	-	1	1	1	1-18023-1	SCR,SHC(M4X10)STRIPPER	21
-	-	4	4	4	18025-2	WASHER,LOCK(M4)STRIPPER	20
-	-	1	-	-	1424364-1	STRIPPER	19
-	-	1	1	1	1333264-1	HOLDER, TERMINAL	18
-	-	1	-	-	1338684-1	HOLDER, SHEAR, FRONT (NO-CUT)	17
-	-	1	1	1	3-22280-3	SPRING, SHEAR	12
-	-	1	1	1	356885-4	STOP, SHEAR	11
-	-	1	1	1	1320921-1	HOLDER, SHEAR, FRONT (CUT)	10
-	-	1	1	1	1-462006-6	SHEAR, FLOAT (FRONT)	9
-	-	1	2	2	4-1333203-2	ANVIL	8
-	-	1	-	-	1-455889-4	DEPRESSOR, SHEAR (FRONT)	5
-	-	1	1	1	4-238011-2	SPACER, BLOCK CRIMPER	4
-	-	1	1	1	1752766-2	CRIMPER, INSULATION	3
-	-	1	-	-	1633169-2	CRIMPER, WIRE	1

THIS DRAWING IS A CONTROLLED DOCUMENT.

OWN: L/LOFHOUSE 25FEB03
 DW: F/BACKHURST 25FEB03

NAME: Tyco Electronics
 Tyco Electronics Corporation
 Harrisburg, PA 17105-3608

PRODUCT SPEC: FINE ADJ SIDE FD HD-1 APPL

APPLICATION SPEC: -

WEIGHT: -

CUSTOMER DRAWING: A100779C=1528150

SCALE: - SHEET 1 of 1 REV F1