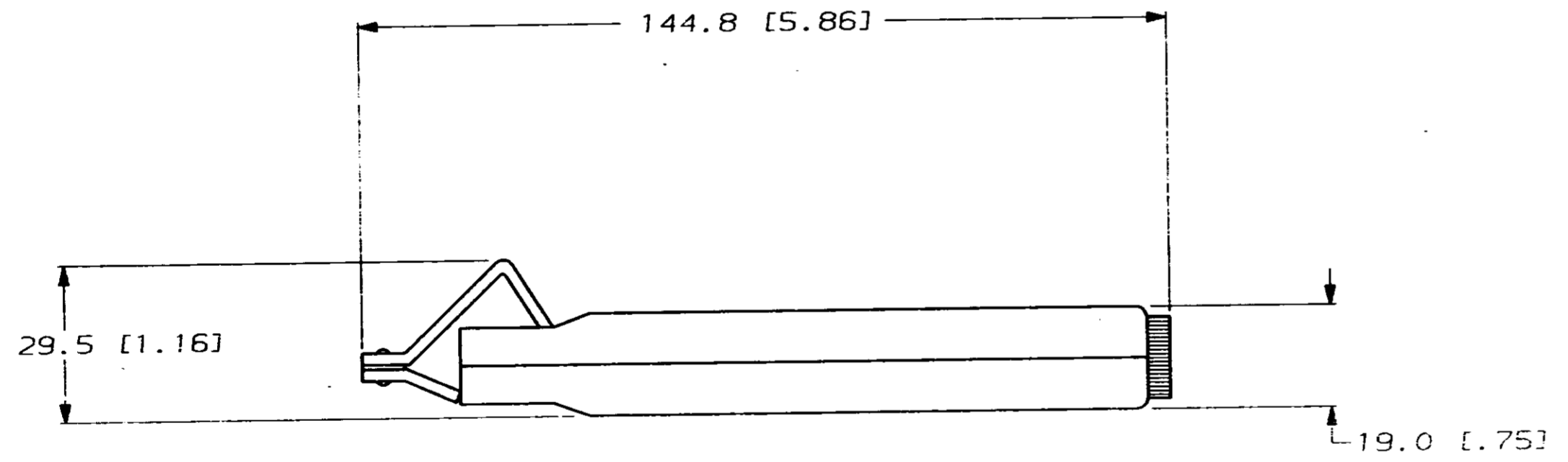
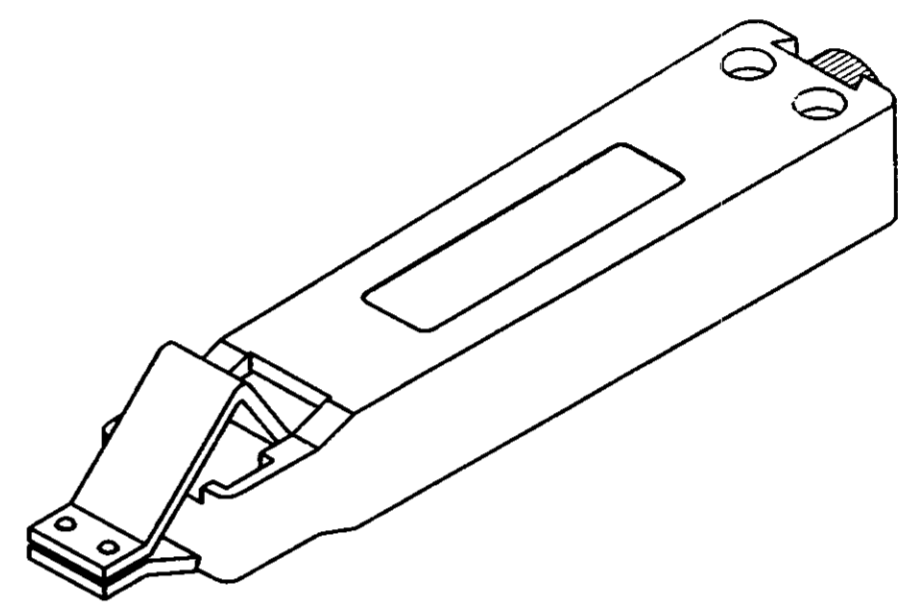
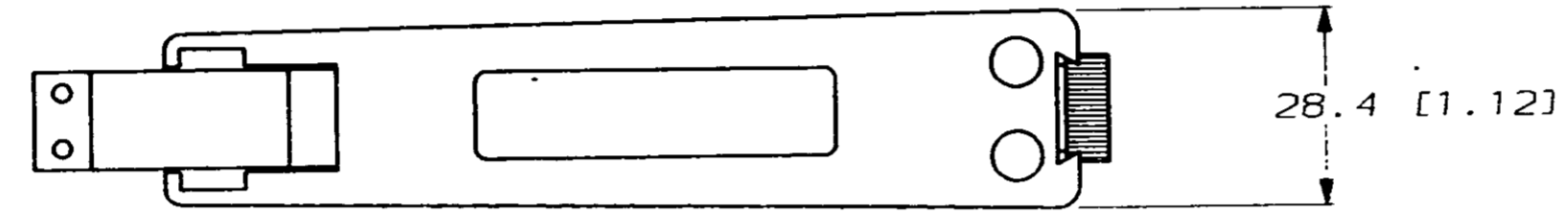


DRAWING MADE IN THIRD ANGLE PROJECTION  
 THIS DRAWING IS UNPUBLISHED. RELEASED FOR PUBLICATION  
 © COPYRIGHT 19 BY AMP INCORPORATED. ALL INTERNATIONAL RIGHTS RESERVED.

LOC	DIST	P	F	ZONE	LTR	DESCRIPTION	DATE	APPD
CE	16				0	REL PER NPR 87-195	1/16/88	Dr. Thompson

1. DIMENSIONS IN [ ] ARE IN INCHES



29.5 [1.16]

501715-1

PART NO

DO NOT SCALE PRINT.  
 UNLESS SPECIFIED  
 DIMENSIONS IN mm  
 TOLERANCES ON:  
 2 PLC DEC ± 0.8 [0.03]  
 3 PLC DEC ± -  
 ANGLES ± -

DR: *[Signature]* 1/19/88  
 CHK: *[Signature]* 1-18-88  
 APP: *[Signature]* 1/18/88  
 DR: *[Signature]* 1-19-88

**AMP** | AMP INCORPORATED  
 Harrisburg, Pa. 17105

NAME  
 CABLE STRIPPER, OPTIMATE

FINISH

APPLICATION SPEC

SIZE  
**C**

FSCM NO  
 00779

DRAWING NO  
 501715

METRIC

WEIGHT

SCALE

NTS

SHEET

1 OF 1

CUSTOMER DRAWING