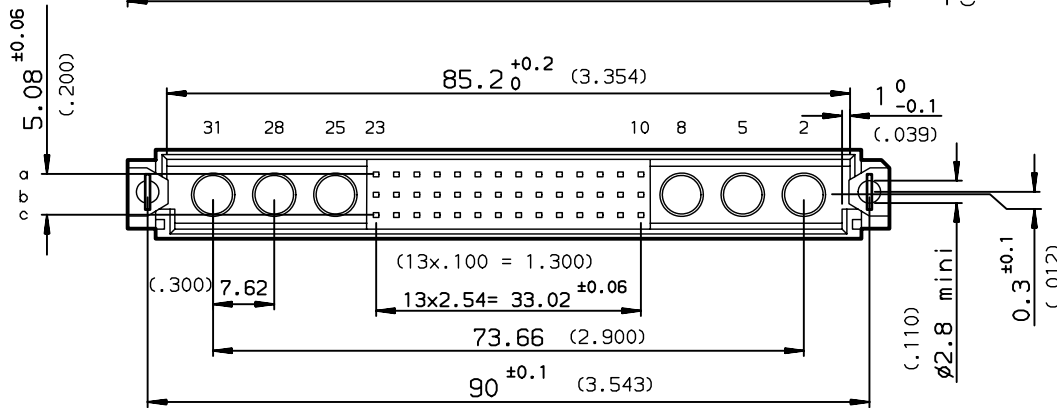
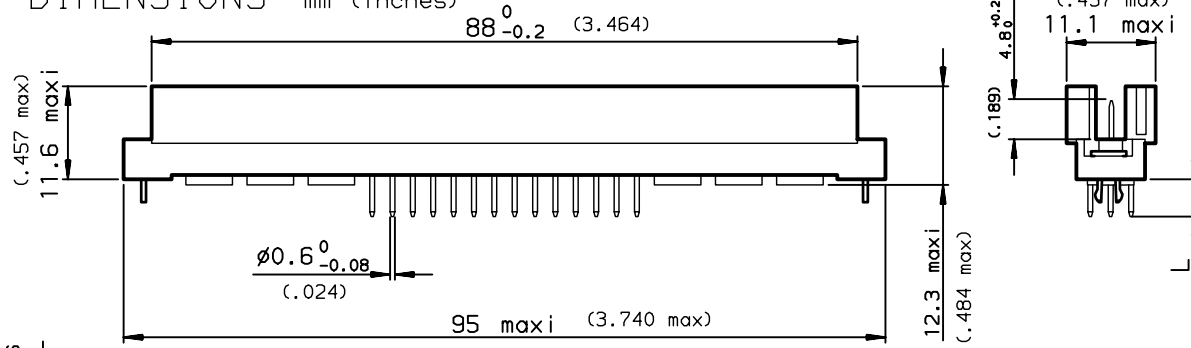
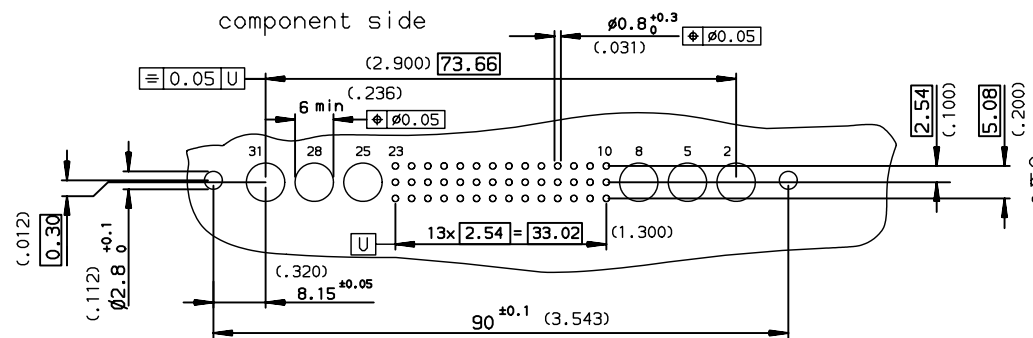


DIMENSIONS mm (inches)



PART NUMBER		8609			E8				5		
PIN OUT											
rows a-b-c				3					42		
rows a-c				4					28		
NUMBER OF CONTACTS											
TERMINATION											
L = 2.70 ±0.25 (.106)											24
L = 4.65 ±0.25 (.183)											14
OPTIONS											
no option											7
with harpoons											H
											A
											R
PERFORMANCE CLASS											
DIN 41612 class 3											4
DIN 41612 class 2											5
DIN 41612 class 1											6
TERMINATION TYPE											
TIN LEAD											000E1
LEAD FREE											E1LF

PCB DRILLING



GENERAL CHARACTERISTICS AND ROHS INFORMATIONS:  
SEE DRAWING C-8609-0000A

European Views

www.fciconnect.com		surface	tolerance std	projection	mm	
		ISO 1302	ISO 406 ISO 1101			
		TOLERANCES UNLESS OTHERWISE SPECIFIED				
Dr	ROUILLARD	1996/02/22	0.X	±0.1	size	Scale
Eng	TARON	1996/02/22	0.XX	±0.1	A3	1.5
Chr	LEGARE	1996/02/22	0.XX' ±2'	±0.1	ECN	LS06-0095
Appr	LEGARE	1996/02/22	Product family		DIN 8609	Spec ref -
FCI		STRAIGHT MALE WITH SPECIAL CONTACTS			dwg no	Rev.
		SOLDER TO BOARD			C-8609-0506	C
		catalog no			CUSTOMER	sheet 1 of 1

rev	ecn no	dr	date
A	-	-	1996/02/22
B	LS05-001	JTA	2005/03/02
C	LS06-0095	LGO	2006/06/26
-	-	-	-
-	-	-	-
-	-	-	-
-	-	-	-



Copyright FCI.