DRAWING MADE IN THIRD ANGLE PROJECTION

687910 ⇔ 687910

/home/ampt5242/alsdwgs

PART NUMBER	REV	FIRST USED
687910-2	D	~~565435-5~~ OBSOLETE
687910-3	F	122500-1

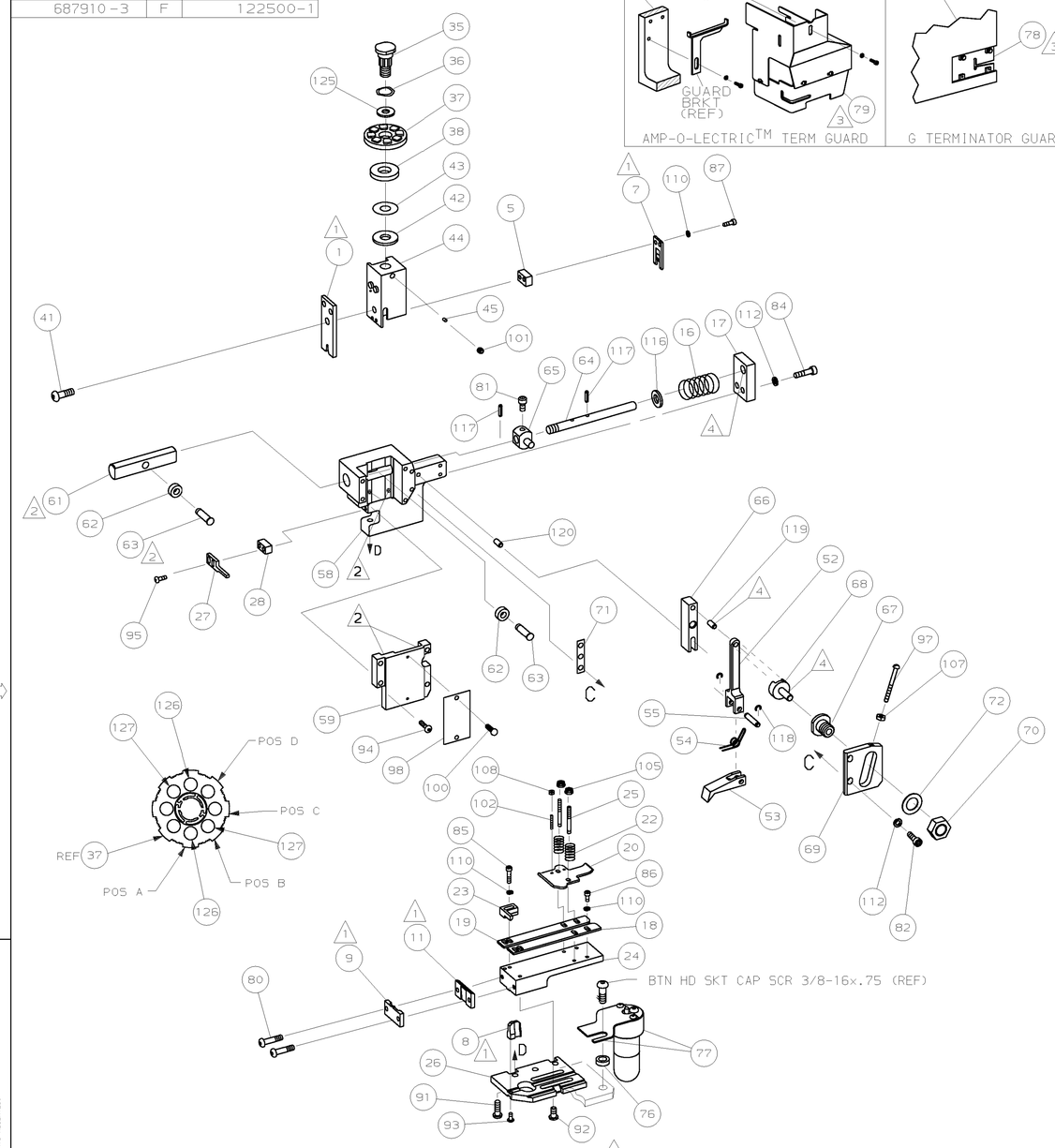

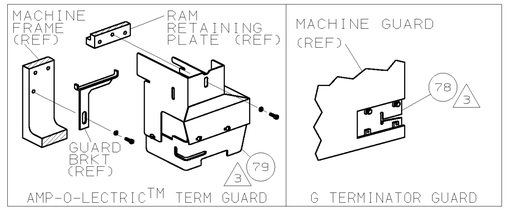

TERMINAL NAME: BOBBIN TAB

62192

AMP TERMINAL	AMP CRIMP SPECS	
PAD LTR	CRIMP HEIGHT	WIRE SIZE
A	.058±.002	18AWG + 23MAG
B	.055±.002	18AWG + 30MAG
C	NOT	USED
D	NOT	USED

CRIMP	SIZE	TYPE	RANGE
WIRE	.090	F	18AWG + 30-23MAG
INSUL	-	-	-

WIRE STRIP LENGTH	TERM APPL SPEC	FEED	APPL INSTRUCTION	SET UP GAGE	LAYOUT
.172-.203	NONE	.560	408-8039	458638-1	L2450

QTY REQD PER ASSY -3	-2	U/M	DWG SIZE	PART NO	DESCRIPTION	ITEM NO
						129
						128
2	2	-	C	1-354779-3	PIN, WIRE DISC (.3055)B	127
2	2	-	C	354779-8	PIN, WIRE DISC (.3030)A	126
1		-	A	986950-1	WASHER, FLAT PRECISION	125
1		-	A	217238-1	GENERAL INSTRUCTION PACKAGE	124
1		-	-	4088039	EF APPL INST 408-8039	123
						122
						121
REF	REF	-	A	1-21030-7	PIN,DOWEL(ø.187x1.50)HSG	120
REF	REF	-	A	1-21030-1	PIN,DOWEL(ø.187x.50)LEVER	119
REF	REF	-	A	21045-3	RING,RET"C"(ø.187)FD PIN	118
REF	REF	-	A	5-21028-1	PIN,STD SPRING(ø.12)FD ADJ ROD	117
REF	REF	-	A	21899-4	WASHER,FLAT(ø5/16)SCR ADJ	116
						115
						114
						113
REF	REF	-	A	21024-5	WASHER,LOCK(NO.10)FD ROD GDE	112
						111
7	7	-	A	21024-4	WASHER,LOCK(NO.8)SHEAR BL	110
						109
2	2	-	A	21018-4	NUT,HEX(4-40)DRAG	108
REF	REF	-	A	21018-5	NUT,HEX(6-32)FD ADJ PL	107
						106
2	2	-	A	21022-2	NUT,HEX SL(8-32)DRAG STUD	105
						104
						103
2	2	-	A	2-21006-6	SCR,SKT SET(4-40x.62)DRAG	102
1		-	A	21009-2	SCR,SKT SET(1/4-20x.25)RAM	101
2	2	-	A	21017-2	SCR,DRIVE(#2x.19)ID PLATE	100
1		-	A	1-21002-7	SCR,BHC(6-32x.38)CAM	99
1		-	B	461264-1	PLATE, IDENTIFICATION	98
REF	REF	-	A	6-23715-5	SCR,PAN HD(6-32x1.50)FEED ADJ	97
						96
2	2	-	A	2-21002-2	SCR,BHC(8-32x.50)STRIPPER	95
REF	REF	-	A	2-21002-9	SCR,BHC(10-32x.75)HSG CAP	94
1		-	A	22733-8	SCR,BHC(8-32x.38 LW)ANVIL	93
4	4	-	A	3-21002-3	SCR,BHC(1/4-20x.50)ST GD PL	92
REF	REF	-	A	2-22733-8	SCR,BHC(1/4-20x.62)BASE PL	91
						90
						89
						88
2	2	-	A	2-21000-6	SCR,SHC(8-32x.38)SLUG BLADE	87
3	3	-	A	2-21000-5	SCR,SHC(8-32x.25)STRIP GUIDE	86
2	2	-	A	2-21000-8	SCR,SHC(8-32x.62)R STRIP GUIDE	85
REF	REF	-	A	3-21000-7	SCR,SHC(10-32x.75)FEED ROD GDE	84
						83
REF	REF	-	A	3-21000-6	SCR,SHC(10-32x.62)FEED ADJ PL	82
REF	REF	-	A	3-21000-4	SCR,SHC(10-32x.38)PIVOT BLOCK	81
2	2	-	A	3-21002-0	SCR,BHC(10-32x.88)SHEAR PL	80
3/3 -	REF	-	A	455745-1	GUARD, WINDOW	79
6/3 REF	-	-	A	679532-1	INSERT, GUARD	78
1	-	-	C	465184-9	LUBRICATOR ASSY	77
1	-	-	A	454406-1	SPACER, LUB BRACKET	76
						75
						74
						73
REF	REF	-	A	458109-1	WASHER, FLAT (SPECIAL)	72
REF	REF	-	A	690517-1	SPACER	71

QTY REQD PER ASSY — PARTS LIST

QTY REQD PER ASSY -3	-2	U/M	DWG SIZE	PART NO	DESCRIPTION	ITEM NO
-3	LEADMAKER & BENCH MODEL G			MECH POST FEED		
-2	BENCH MODEL K			MECH POST FEED		
REF	REF	-	A	22594-8	NUT, HEX	70
REF	REF	-	B	240628-1	PLATE, ADJ	69
REF	REF	-	B	240626-1	SHAFT, PIVOT	68
REF	REF	-	B	240633-1	BUSHING	67
REF	REF	-	A	455680-1	LEVER, INTERMEDIATE	66
REF	REF	-	B	240629-1	BLOCK, PIVOT	65
REF	REF	-	A	240632-2	SCR, ADJ	64
REF	REF	-	B	240659-3	PIN, CAM ROLLER	63
REF	REF	-	B	240658-1	CAM, ROLLER	62
REF	REF	-	B	454398-1	ROD, FEED	61
						60
REF	REF	-	C	454220-1	CAP, RAM	59
REF	REF	-	D	453736-1	HOUSING	58
						57
						56
REF	REF	-	B	240624-1	PIN, FEED FINGER	55
REF	REF	-	B	691499-1	SPRING, FEED FINGER	54
REF	REF	-	B	240635-1	FINGER, FEED	53
REF	REF	-	B	240634-1	LEVER, TERMINAL	52
						51
						50
						49
-		-	B	690501-3	CAM, POST FEED 1 1/8 ST	48
1	-	-	B	690501-4	CAM, POST-FEED 1 5/8 ST	47
						46
1		-	A	690191-1	PLUG, NYLON	45
1		-	C	455674-1	RAM	44
1		-	A	690125-1	WASHER, LAMINATED	43
1		-	A	690124-1	WASHER, RAM	42
1		-	A	7-21002-9	BOLT, CRIMPER(5/16-24x1.00)	41
						40
						39
1		-	A	690223-2	SPACER, INSULATION DISC	38
1		-	D	354777-1	WIRE DISC, PLASTIC	37
1		-	A	22480-5	WASHER, SPRING	36
1		-	B	690212-1	POST, RAM	35
						34
						33
1		-	D	458980-1	APPLICATOR, BASIC (SUB ASSY)	32
						31
						30
						29
1		-	B	3-690451-2	SPACER, STRIPPER	28
1		-	A	240639-1	STRIPPER	27
REF	REF	-	C	455676-1	PLATE, BASE	26
2	2	-	A	22354-8	DRAG, STUD	25
1		-	B	455678-1	PLATE, STRIP GUIDE	24
1		-	C	240825-3	PLATE, STRIP HOLD DOWN	23
2	2	-	A	4-22281-1	SPRING, DRAG	22
						21
1		-	A	454177-1	DRAG, STOCK	20
1		-	B	458030-3	GUIDE, STRIP (REAR)	19
1		-	C	458031-3	GUIDE, STRIP (FRONT)	18
REF	REF	-	A	454178-1	GUIDE, FEED ROD	17
REF	REF	-	A	4-22284-9	SPRING, FEED RETURN	16
						15
						14
						13
						12
1/1 1		-	B	240644-1	PLATE, REAR SHEAR	11
						10
1/1 1		-	B	690482-4	PLATE, FRONT SHEAR	9
1/1 1		-	D	456537-1	ANVIL	8
1/1 1		-	B	690474-4	BLADE, SLUG	7
						6
1		-	C	1-240641-9	SPACER, SLUG BLADE	5
						4
						3
						2
1/1 1		-	C	1-456406-0	CRIMPER, WIRE	1

REVISION OF EACH ASSY NO (WHEN BLANK, USE DWG REVISION)

QTY REQD PER ASSY — PARTS LIST

1/1 RECOMMENDED SPARE PARTS.

2/2 GREASE LIGHTLY.

3/3 GUARD MUST BE IN PLACE WHEN OPERATING APPLICATOR IN A BENCH MACHINE.

4/4 LUBRICATE DAILY USING NO. 20 MACHINE OIL.

5. ITEMS WITH QTY OF REF SPECIFIED (EXCEPT ITEMS 78 AND 79) ARE USED ON ITEM 32.

6/6 ITEM 78 USED WITH G TERMINATOR ONLY.

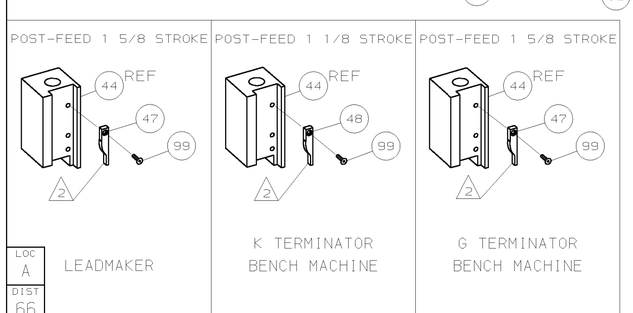

P	F	LTR	REVISION RECORD	APP	DATE
	F		0150-0742-00	AA	10/00
	E		0150-0710-00	AA	10/00

DIMENSIONS IN INCHES. DO NOT SCALE PRINT.
TOLERANCES UNLESS OTHERWISE SPECIFIED:
2 PLC DEC ±-
3 PLC DEC ±-
4 PLC DEC ±-
ANGLES ± -
SURF TEXTURE: √
REMOVE BURRS, BREAK SHARP EDGES R.015 MAX

MATL - -	HT TR - -	FIN - -	
DR 130CT00 A.ANDERSON	APP 130CT00 T.ELBIN	AMP Incorporated Harrisburg, PA 17105-3608	
CHK - -	REL - -		
NAME END FEED HDM APPLICATOR		MACHINE REF MINI APPL	
SCALE -	D DWG NO 687910	SHEET 1 OF 1	REV F
CAGE CODE 00779	CUSTOMER AND ASSEMBLY DRAWING	RESTRICTED TO —	

THIS DRAWING IS A CONTROLLED DOCUMENT.
THIS DRAWING IS UNPUBLISHED. © COPYRIGHT 2000 BY AMP INCORPORATED. RELEASED FOR PUBLICATION .2000 . ALL RIGHTS RESERVED.

LOC A DIST 66

AMP 1756 REV 3-92 01-NOV-00 08:13:11 ampt5242