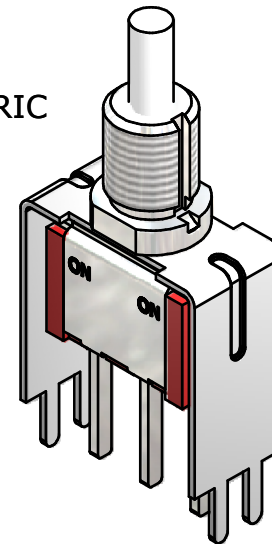
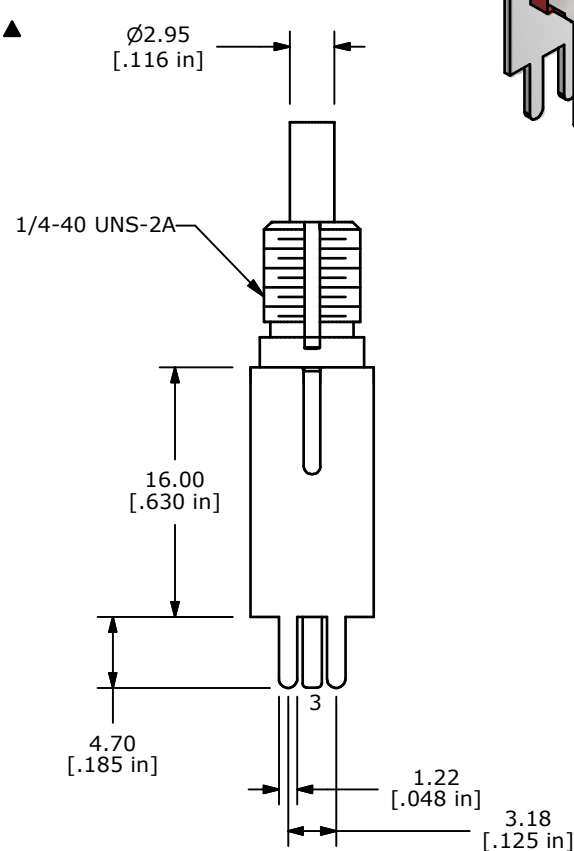
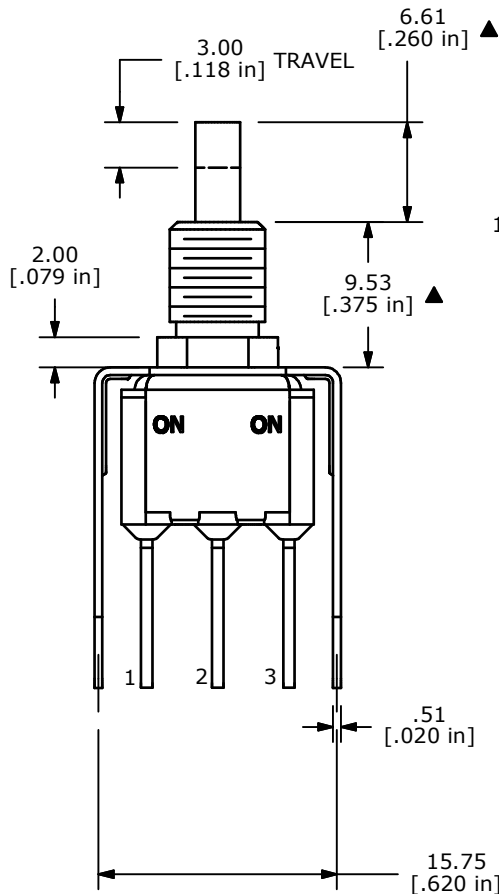
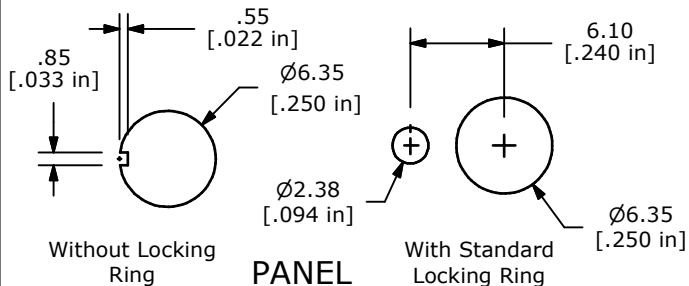
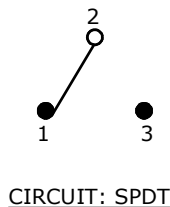


ISOMETRIC



| SWITCH FUNCTION |        |
|-----------------|--------|
| POS. 1          | POS. 2 |
|                 |        |
| ON              | ON     |
| 1-2             | 2-3    |



NOTE:

1. ALL DIMENSIONS IN MM [INCH]
2. GENERAL TOLERANCE: X.X=±0.4  
X.XX=±0.25
3. TERMINAL NUMBERS FOR REF ONLY
- ▲ 4. PLATING MATERIAL: SILVER
5. RATING: 3A @ 120VAC or 28VDC; 1A @250VAC.
6. CONTACT RESISTANCE: 20 Milli-OHMS MAX.
7. ELECTRIC LIFE: 50,000 MAKE-AND-BREAK CYCLES AT FULL LOAD.
8. INSULATION RESISTANCE: 1,000 MEGA-OHM MIN.
9. DIELECTRIC STRENGTH: 1,000 V RMS @SEA LEVEL.
10. OPERATING TEMP.: -30°C to 85°C
11. ▲ DENOTES CRITICAL PARAMETER.
12. HARDWARE TO BE SHIPPED BULK  
T100000 - HEXNUT - QTY 2  
T100011 - LOCKWASHER - QTY 1  
T100015 - LOCKRING - QTY 1
13. 2002/95/EC (ROHS) COMPLIANT



TITLE 700CSP7B60VS3QEH

|     |        |                         |          |     |
|-----|--------|-------------------------|----------|-----|
| A   | 18739  | RELEASED FOR PRODUCTION | 1/5/2010 | BLR |
| REV | PCR NO | DESCRIPTION             | DATE     | BY  |

|       |          |     |          |     |
|-------|----------|-----|----------|-----|
| SCALE | DATE     | DR  | DWG      | REV |
| 2:1   | 1/5/2010 | BLR | ST711080 | A   |

THE INFORMATION CONTAINED IN THIS DOCUMENT IS PROPRIETARY TO E-SWITCH AND IS NOT TO BE COPIED OR TRANSFERRED