

Printed-circuit board connector - CC 2,5/ 8-GF-5,08-LR P26THR - 1792685

Please be informed that the data shown in this PDF Document is generated from our Online Catalog. Please find the complete data in the user's documentation. Our General Terms of Use for Downloads are valid (<http://download.phoenixcontact.com>)


Header, Nominal current: 12 A, Rated voltage (III/2): 320 V, Number of positions: 8, Pitch: 5.08 mm, Color: Black, Contact surface: Tin, Assembly: SMD/THT/THR



Why buy this product

- Standard pin length of 2.6 mm, other pin lengths available on request
- Plug-in direction parallel to the PCB
- Delivery form: box packaging, in bulk for small series
- Use in SMT reflow processes

Key commercial data

Packing unit	0
Minimum order quantity	1
Catalog page	Page 273 (CC-2011)
GTIN	 4 046356 615693
Custom tariff number	85366990
Country of origin	GERMANY

Technical data

Dimensions / positions

Length	12 mm
Height	11.2 mm
Pitch	5.08 mm
Dimension a	35.56 mm
Number of positions	8
Pin dimensions	1 x 1 mm
Hole diameter	1.6 mm

Technical data

Range of articles	CC 2,5/..-GF-LR
Insulating material group	IIIa
Rated surge voltage (III/3)	4 kV
Rated surge voltage (III/2)	4 kV

Printed-circuit board connector - CC 2,5/ 8-GF-5,08-LR P26THR - 1792685

Technical data

Technical data

Rated surge voltage (II/2)	4 kV
Rated voltage (III/2)	320 V
Rated voltage (II/2)	400 V
Connection in acc. with standard	EN-VDE
Nominal current I _N	12 A
Nominal voltage U _N	250 V
Insulating material	LCP
Inflammability class according to UL 94	V0
Color	Black

Classifications

eclass

eCl@ss 4.0	272607xx
eCl@ss 4.1	27260701
eCl@ss 5.0	27260701
eCl@ss 5.1	27260701
eCl@ss 6.0	27260704

etim

ETIM 4.0	EC002637
----------	----------

unspsc

UNSPSC 6.01	30211810
UNSPSC 7.0901	39121409
UNSPSC 11	39121409
UNSPSC 12.01	39121409
UNSPSC 13.2	39121409

Approvals

Certificates

Certification

GOST

Certification EX

Certification submitted

Printed-circuit board connector - CC 2,5/ 8-GF-5,08-LR P26THR - 1792685

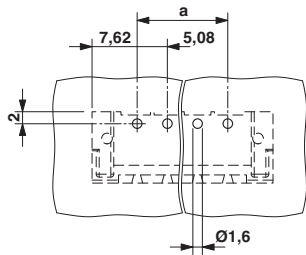
Approvals

Approval details

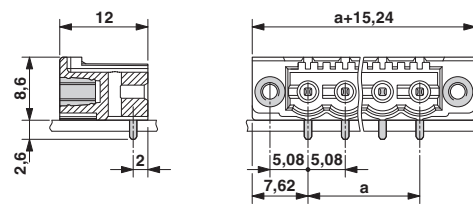
GOST

Drawings

Drilling diagram



Dimensioned drawing



Schematic diagram

