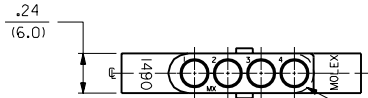


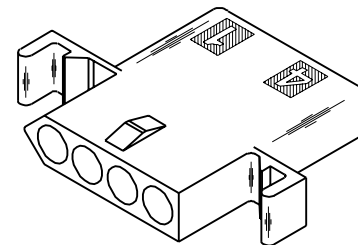
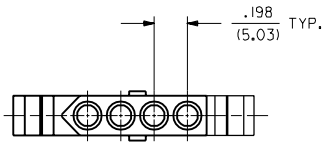
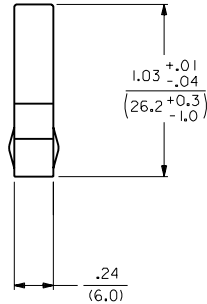
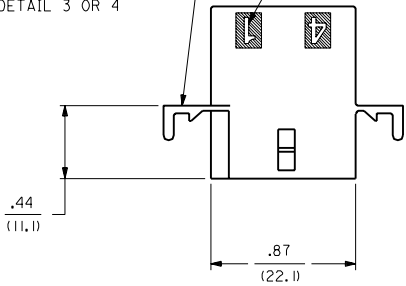
RECEPTACLE



ALTERNATE CONFIGURATION

OPTIONAL MOUNTING EAR (2 PL.)
(STD. MOUNTING EAR SHOWN)
SEE DETAIL 3 OR 4

CIRCUIT I.D.



RECEPTACLE HOUSING

DIMENSIONS SHOWN METRIC (INCH) $\nabla = 0$ $\blacktriangledown = 0$ REVISE ONLY ON CAD SYSTEM

UNLESS OTHERWISE SPECIFIED TOLERANCES: ANGULAR $\pm .004$ TO	
INCH	METRIC
3 PLACE $\pm .010$	---
2 PLACE $\pm .014$	± 0.25
1 PLACE ---	± 0.35

DRAFT WHERE APPLICABLE MUST REMAIN WITHIN DIMENSIONS

DRW: CEP CHKD: RW
BY: RAS SCALE: 2 : 1

TITLE
.093/(2.36) HOUSING,
PLUG AND RECEPTACLE,
4 CKT. $\pm .198$ /(5.03) CTRS.

MOLEX INCORPORATED SHEET NO. 2 DATE 3/10/88
LITTLE FALLS, N.J. 06532 U.S.A.

PART NO. SEE CHART DRWG. NO. SD-1490-
FILE NAME SD1490X2 DIV. CP
DWN. SIZE

LTR.	REVISIONS	LTR.	REVISIONS

