

GMQ in-line rejection fuses and HLQ holder



Catalog symbol:

- GMQ (Fuse) HLQ (Fuseholder)

Description:

Bussmann® series rejection style, time-delay, in-line fuses and holders.

Specifications:

Ratings

- Volts - 300 Vac (or less)
- Amps - 1/2 to 6 1/4 A
- Interrupting rating - 10 kA

Agency information

GMQ fuse:

- UL® Listed, Guide JDYX, File E19180
- CSA® Certified, Class 1422-01, File 53787
- CE

HLQ fuse holder:

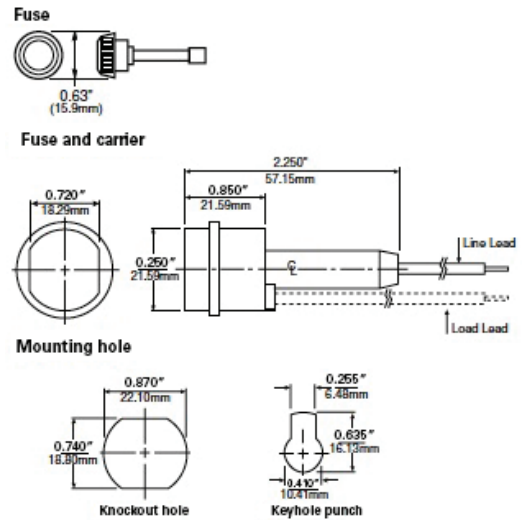
- UL Recognized, Guide IZLT2, File E14853
- CSA Certified, Class 6225-01, File 47235
- CE

Additional information:

- GMQ fuse mounts in type HLQ size rejection (size limiting) carrier (prevents overfusing)
- HLQ carrier comes with 6" of #18 red insulated solid copper wire attached to the line side
- Customer inserts a #18 insulated solid copper wire into load side receptacle

- Size of type GMQ fuses varies with ampere ratings
- Fuse and knob are an integral one-piece unit. There are no replacement knobs (caps)
- Units can be panel mounted with a separate steel clip. For the knockout hole (see above), choose #BK/A-104. For the keyhole punch type hole, choose #6374 for panels 0.043" to 0.062" thick, or #4909 for panels 0.030" to 0.042" thick
- Do not put tension on line (rear) terminal of fuseholder

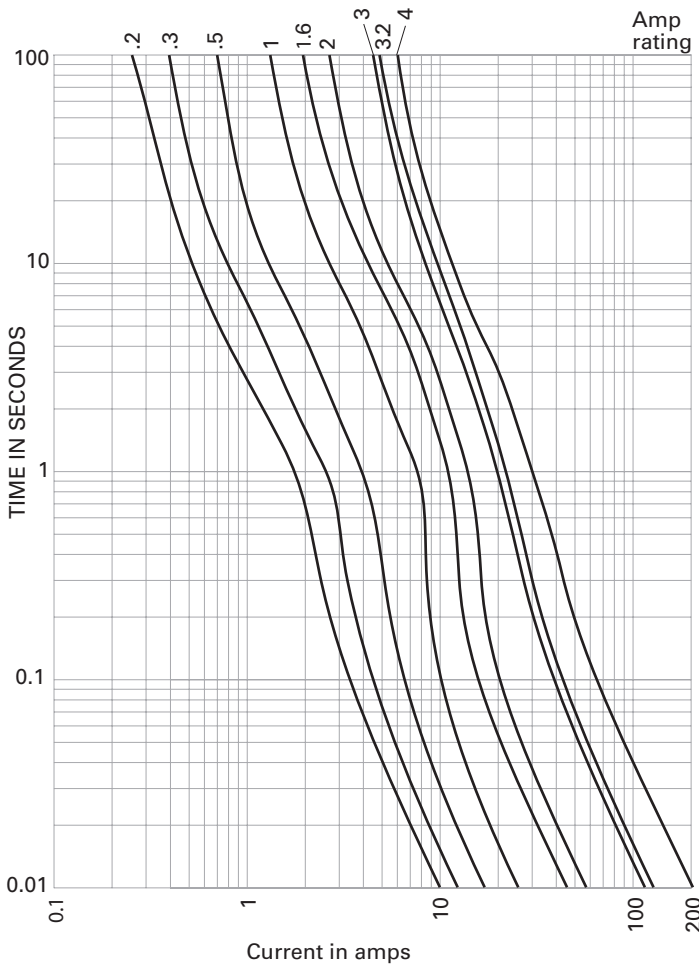
Dimensions - in (mm):



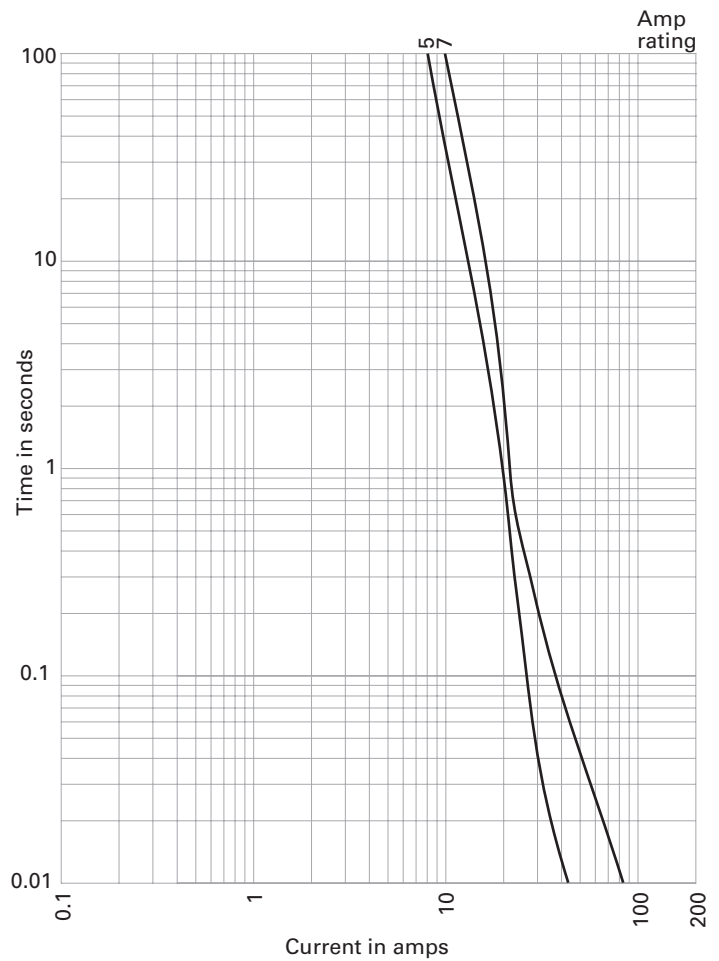
Electrical ratings for type GMQ fuses and rejection style holders

Fuse	Holder	Fuse	Holder
GMQ-1/2	HLQ-1/2	GMQ-2 1/2	HLQ-3 2/10
GMQ-6/10	HLQ-1 6/10	GMQ-3	HLQ-3 2/10
GMQ-8/10	HLQ-1 6/10	GMQ-3 2/10	HLQ-3 2/10
GMQ-1	HLQ-1 6/10	GMQ-4	HLQ-5
GMQ-1 1/4	HLQ-1 6/10	GMQ-5	HLQ-5
GMQ-1 6/10	HLQ-1 6/10	GMQ-6 1/4	HLQ-8
GMQ-2	HLQ-3 2/10	—	—

Time-current curves—average melt



Time-current curves—average melt



The only controlled copy of this data sheet is the electronic read-only version located on the Eaton network drive. All other copies of this document are by definition uncontrolled. This bulletin is intended to clearly present comprehensive product data and provide technical information that will help the end user with design applications. Eaton reserves the right, without notice, to change design or construction of any products and to discontinue or limit distribution of any products. Eaton also reserves the right to change or update, without notice, any technical information contained in this bulletin. Once a product has been selected, it should be tested by the user in all possible applications.

Eaton
1000 Eaton Boulevard
Cleveland, OH 44122
United States
Eaton.com

Bussmann Division
114 Old State Road
Ellisville, MO 63021
United States
Eaton.com/bussmannseries

© 2016 Eaton
All Rights Reserved
Printed in USA
Publication No. 2030 – SB02233
June 2016

Eaton and Bussmann are valuable trademarks of Eaton in the US and other countries. You are not permitted to use the Eaton trademarks without prior written consent of Eaton.

CSA is a registered trademark of the Canadian Standards Group.
UL is a registered trademark of the Underwriters Laboratories, Inc.

For Eaton's Bussmann series product information, call 1-855-287-7626 or visit: Eaton.com/bussmannseries

Follow us on social media to get the latest product and support information.

