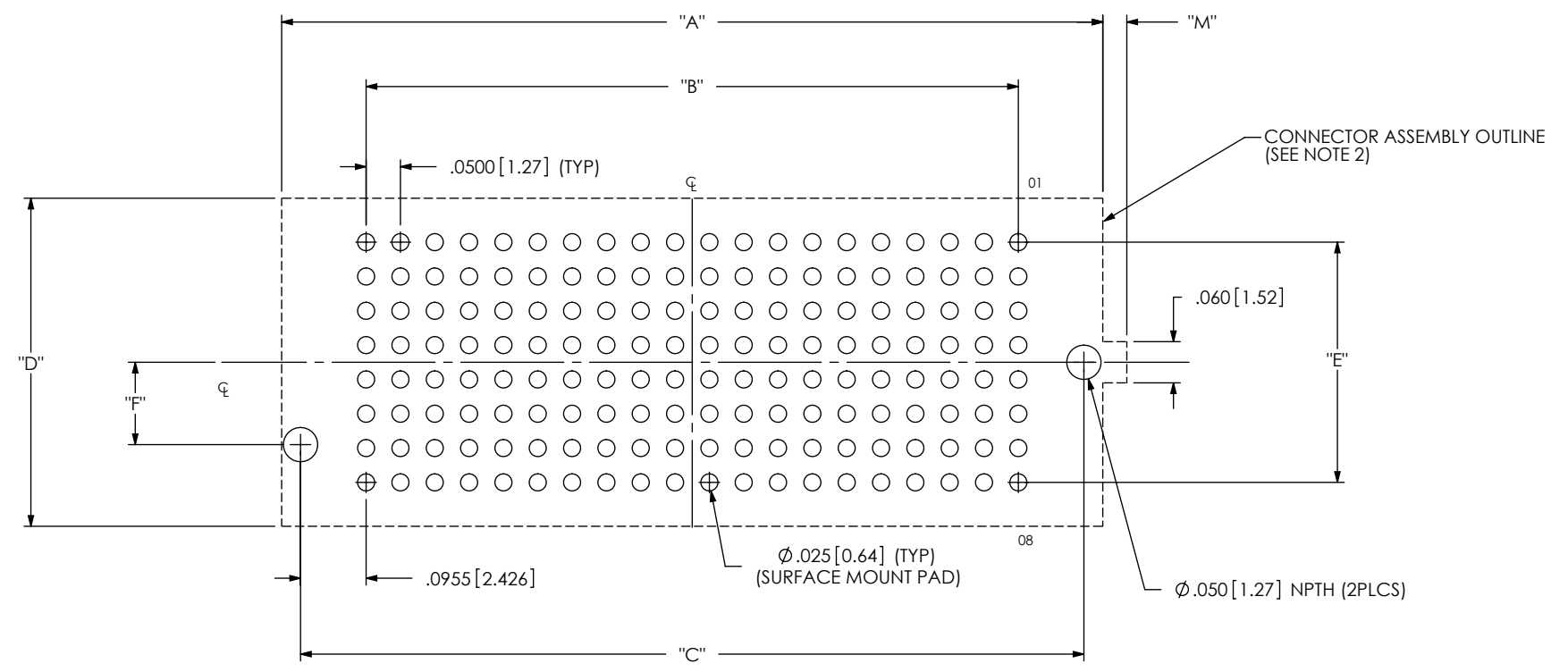


DESIGNED & DIMENSIONED  
IN INCHES[MILLIMETERS]



**TABLE 1**

No. OF POS	"A"	"B"	"C"
-10	.696 [17.68]	.450 [11.430]	.641 [16.28]
-15	.946 [24.03]	.700 [17.780]	.891 [22.63]
-19	1.146 [29.11]	.900 [22.860]	1.091 [27.71]
-20	1.196 [30.38]	.950 [24.130]	1.141 [28.98]
-25	1.446 [36.73]	1.200 [30.480]	1.391 [35.33]
-30	1.696 [43.08]	1.450 [36.830]	1.641 [41.68]
-40	2.196 [55.78]	1.950 [49.530]	2.141 [54.38]
-50	2.696 [68.48]	2.450 [62.230]	2.641 [67.08]

FIG 1  
FOOTPRINT FOR SEAM-20-XX.X-XX-08-X-A SHOWN

**TABLE 2**

ROW	LEAD STYLE	"D"	"E"	"F"	"M"
-04	-02.0, -03.0 & -03.5	.278 [7.06]	.150 [3.81]	.079 [2.01]	.063 [1.60]
	-07.0, -09.0, & -11.0	.328 [8.33]	.150 [3.81]	.079 [2.01]	.063 [1.60]
-05	-02.0, -03.0, -03.5, -05.5	.378 [9.60]	.200 [5.08]	.120 [3.05]	.035 [0.89]
	-06.0, -07.0, 09.0, -11.0	.428 [10.87]	.250 [6.35]	.120 [3.05]	.035 [0.89]
-06	-02.0, -03.0, -03.5, -05.5	.378 [9.60]	.250 [6.35]	.120 [3.05]	.035 [0.89]
	-06.0, -07.0, 09.0, -11.0	.428 [10.87]	.250 [6.35]	.120 [3.05]	.035 [0.89]
-08	-02.0, -03.0 & -03.5	.478 [12.14]	.350 [8.89]	.120 [3.05]	.035 [0.89]
	06.5, -07.0, -09.0, & -11.0	.528 [13.41]	.350 [8.89]	.120 [3.05]	.035 [0.89]
-10	-02.0, -03.0 & -03.5	.578 [14.68]	.450 [11.43]	.120 [3.05]	.035 [0.89]
	06.5, -07.0, -09.0, & -11.0	.628 [15.95]	.450 [11.43]	.120 [3.05]	.035 [0.89]
-14	03.5	.778 [19.76]	.650 [16.51]	.120 [3.05]	.035 [0.89]

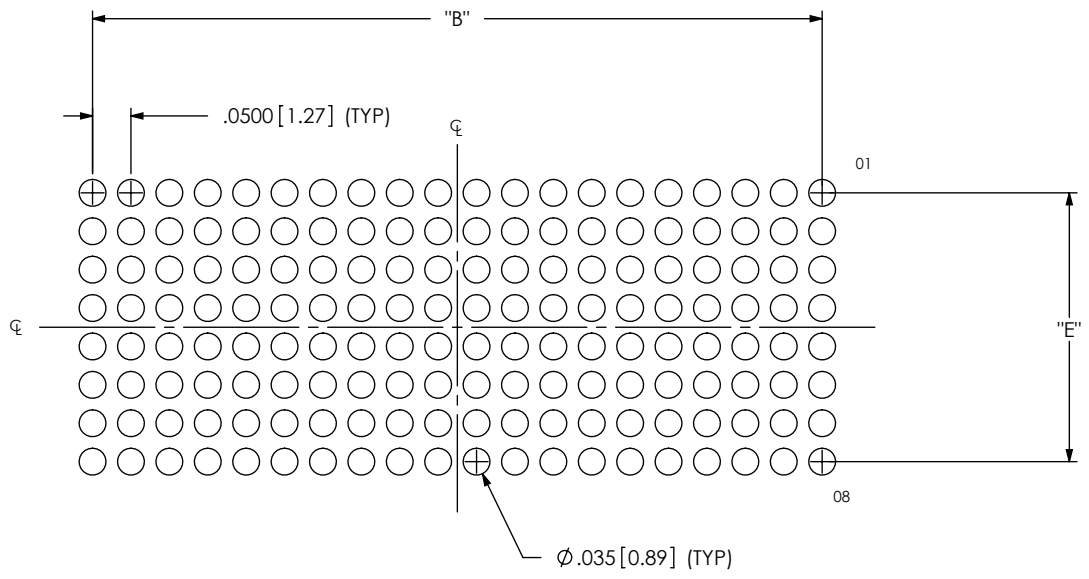
- NOTES:
1. ALL DIMENSIONS ARE SYMMETRIC ABOUT THE CENTERLINE.
  2. CONNECTOR ENVELOPE DIMENSIONS, OTHER COMPONENTS PLACED ON PCB SHALL AVOID THIS ZONE.
  3. SEE SUBSEQUENT SHEETS FOR STENCIL REQUIREMENTS.

**PROPRIETARY NOTE**  
THIS DOCUMENT CONTAINS INFORMATION CONFIDENTIAL AND PROPRIETARY TO SAMTEC, INC. AND SHALL NOT BE REPRODUCED OR TRANSFERRED TO OTHER DOCUMENTS OR DISCLOSED TO OTHERS OR USED FOR ANY PURPOSE OTHER THAN THAT WHICH IT WAS OBTAINED WITHOUT THE EXPRESSED WRITTEN CONSENT OF SAMTEC, INC.

**samtec**  
520 PARK EAST BLVD, NEW ALBANY, IN 47150  
PHONE: 812-944-6733 FAX: 812-948-5047  
e-Mail info@SAMTEC.com code 55322



NOTE:  
STENCIL TO BE .0060 [.152] THICK.



**FIG 2**  
STENCIL FOR SEAM-20-XX.X-XX-08-X-A SHOWN  
(ALL DIMENSIONS ARE SYMMETRIC ABOUT THE CENTERLINE.)

**PROPRIETARY NOTE**  
 THIS DOCUMENT CONTAINS INFORMATION  
 CONFIDENTIAL AND PROPRIETARY TO  
 SAMTEC, INC. AND SHALL NOT BE REPRODUCED  
 OR TRANSFERRED TO OTHER DOCUMENTS OR  
 DISCLOSED TO OTHERS OR USED FOR ANY  
 PURPOSE OTHER THAN THAT WHICH IT WAS  
 OBTAINED WITHOUT THE EXPRESSED WRITTEN  
 CONSENT OF SAMTEC, INC.



520 PARK EAST BLVD, NEW ALBANY, IN 47150  
 PHONE: 812-944-6733 FAX: 812-948-5047  
 e-Mail info@SAMTEC.com code 55322

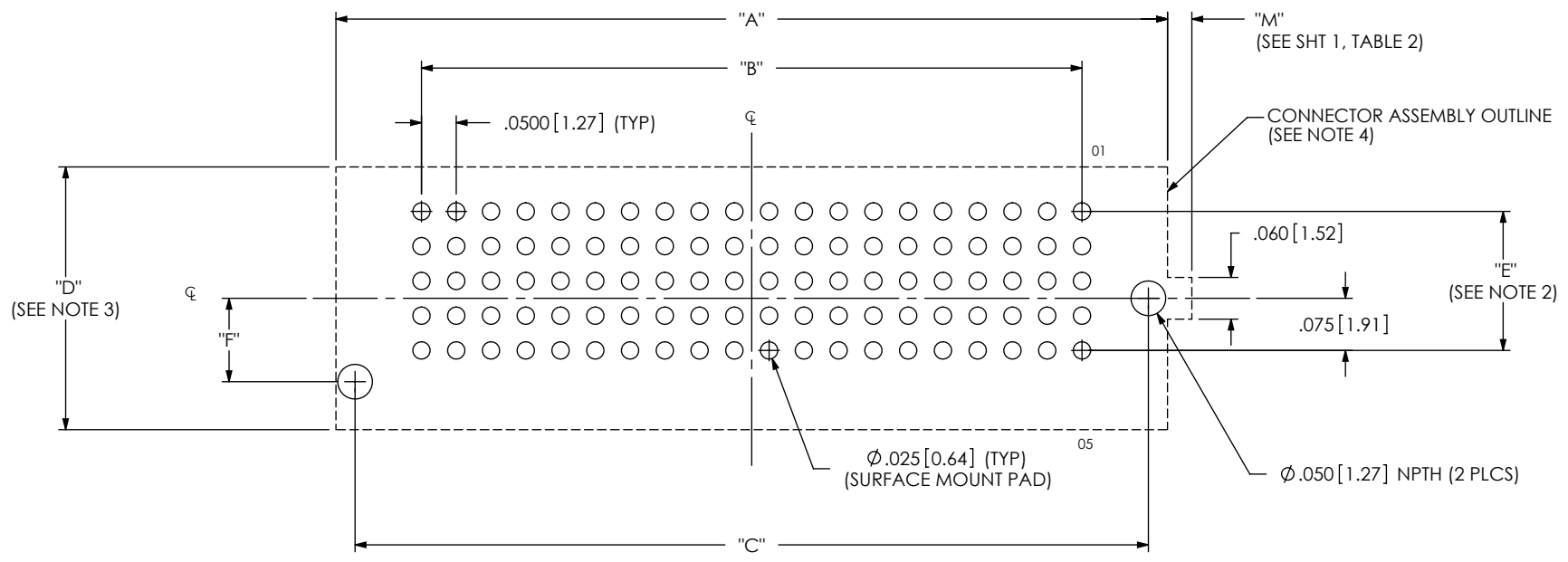


FIG 3  
FOOTPRINT FOR SEAM-20-XX.X-XX-05-X-A SHOWN

- NOTES:
1. ALL DIMENSIONS ARE SYMMETRIC ABOUT THE VERTICAL CENTERLINE ONLY.
  2. PADS ARE NOT SYMMETRIC ABOUT HORIZONTAL CENTERLINE.
  3. CONNECTOR OUTLINE IS SYMMETRIC ABOUT CENTERLINE.
  4. CONNECTOR ENVELOPE DIMENSIONS, OTHER COMPONENTS PLACED ON PCB SHALL AVOID THIS ZONE.

**PROPRIETARY NOTE**  
THIS DOCUMENT CONTAINS INFORMATION CONFIDENTIAL AND PROPRIETARY TO SAMTEC, INC. AND SHALL NOT BE REPRODUCED OR TRANSFERRED TO OTHER DOCUMENTS OR DISCLOSED TO OTHERS OR USED FOR ANY PURPOSE OTHER THAN THAT WHICH IT WAS OBTAINED WITHOUT THE EXPRESSED WRITTEN CONSENT OF SAMTEC, INC.

**samtec**  
520 PARK EAST BLVD, NEW ALBANY, IN 47150  
PHONE: 812-944-6733 FAX: 812-948-5047  
e-Mail info@SAMTEC.com code 55322

NOTE:  
STENCIL TO BE .0060[.152] THICK.

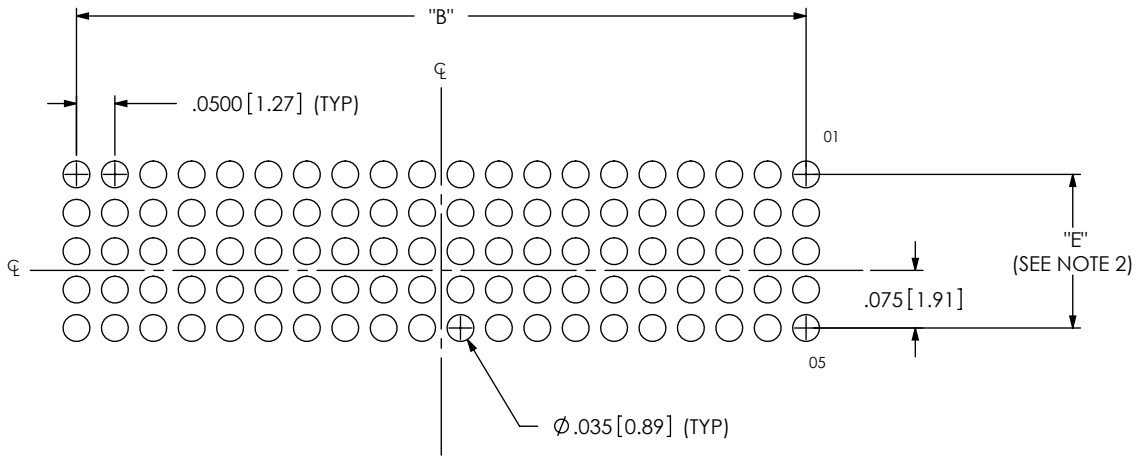


FIG 4  
STENCIL FOR SEAM-20-XX.X-XX-05-X-A SHOWN  
(ALL DIMENSIONS ARE SYMMETRIC ABOUT THE VERTICAL CENTERLINE ONLY.)

**PROPRIETARY NOTE**  
 THIS DOCUMENT CONTAINS INFORMATION  
 CONFIDENTIAL AND PROPRIETARY TO  
 SAMTEC, INC. AND SHALL NOT BE REPRODUCED  
 OR TRANSFERRED TO OTHER DOCUMENTS OR  
 DISCLOSED TO OTHERS OR USED FOR ANY  
 PURPOSE OTHER THAN THAT WHICH IT WAS  
 OBTAINED WITHOUT THE EXPRESSED WRITTEN  
 CONSENT OF SAMTEC, INC.



520 PARK EAST BLVD, NEW ALBANY, IN 47150  
 PHONE: 812-944-6733 FAX: 812-948-5047  
 e-Mail info@SAMTEC.com code 55322

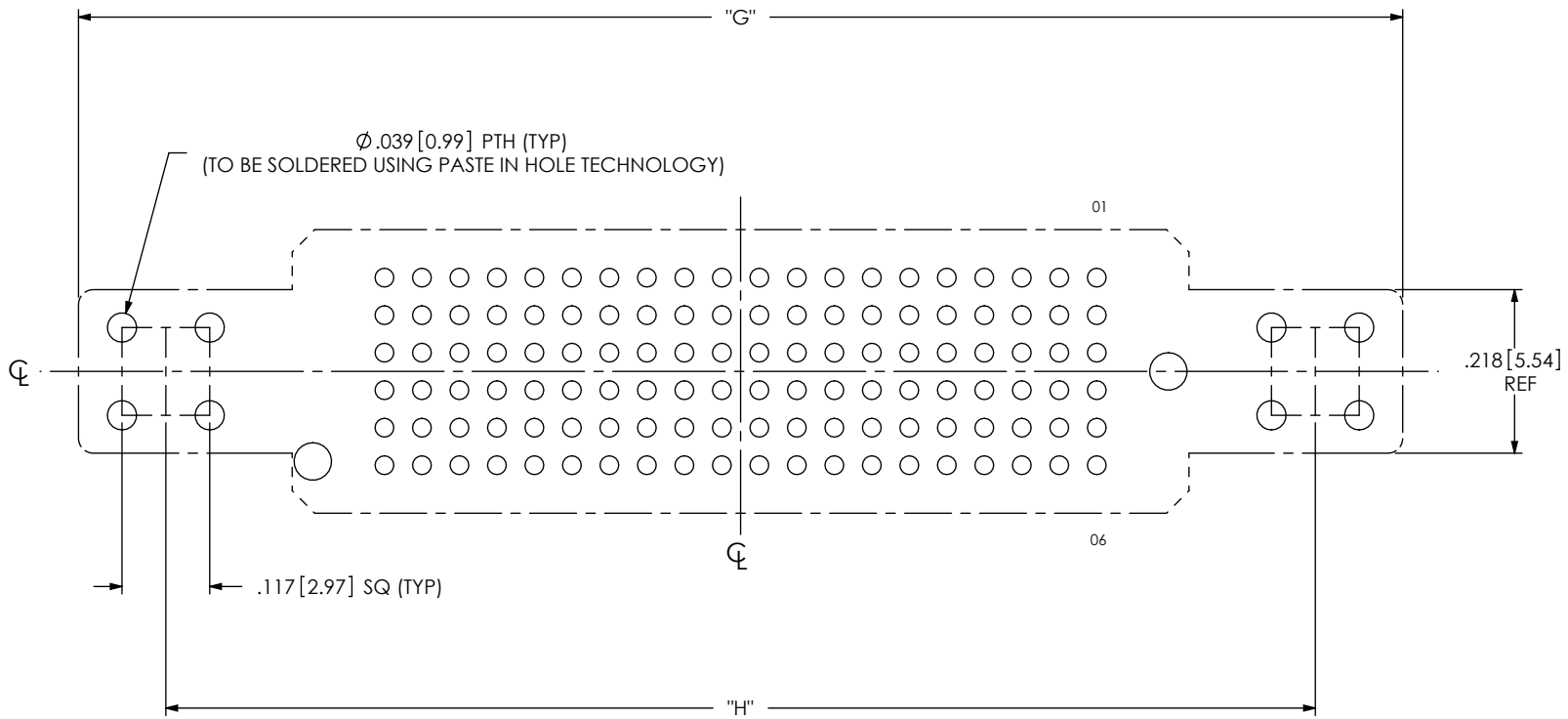


FIG 5  
 -GP & -EP OPTION  
 FOOTPRINT FOR SEAM-20-XX.X-XX-06-X-A-GP SHOWN  
 (SAME AS FIG 1, EXCEPT AS SHOWN)

TABLE 3		
No. OF POS	"G"	"H"
-20	1.766 [44.86]	1.533 [38.94]
-30	2.266 [57.56]	2.033 [51.64]
-40	2.766 [70.26]	2.533 [64.34]
-50	3.266 [82.96]	3.033 [77.04]

**PROPRIETARY NOTE**  
 THIS DOCUMENT CONTAINS INFORMATION  
 CONFIDENTIAL AND PROPRIETARY TO  
 SAMTEC, INC. AND SHALL NOT BE REPRODUCED  
 OR TRANSFERRED TO OTHER DOCUMENTS OR  
 DISCLOSED TO OTHERS OR USED FOR ANY  
 PURPOSE OTHER THAN THAT WHICH IT WAS  
 OBTAINED WITHOUT THE EXPRESSED WRITTEN  
 CONSENT OF SAMTEC, INC.



520 PARK EAST BLVD, NEW ALBANY, IN 47150  
 PHONE: 812-944-6733 FAX: 812-948-5047  
 e-Mail info@SAMTEC.com code 55322

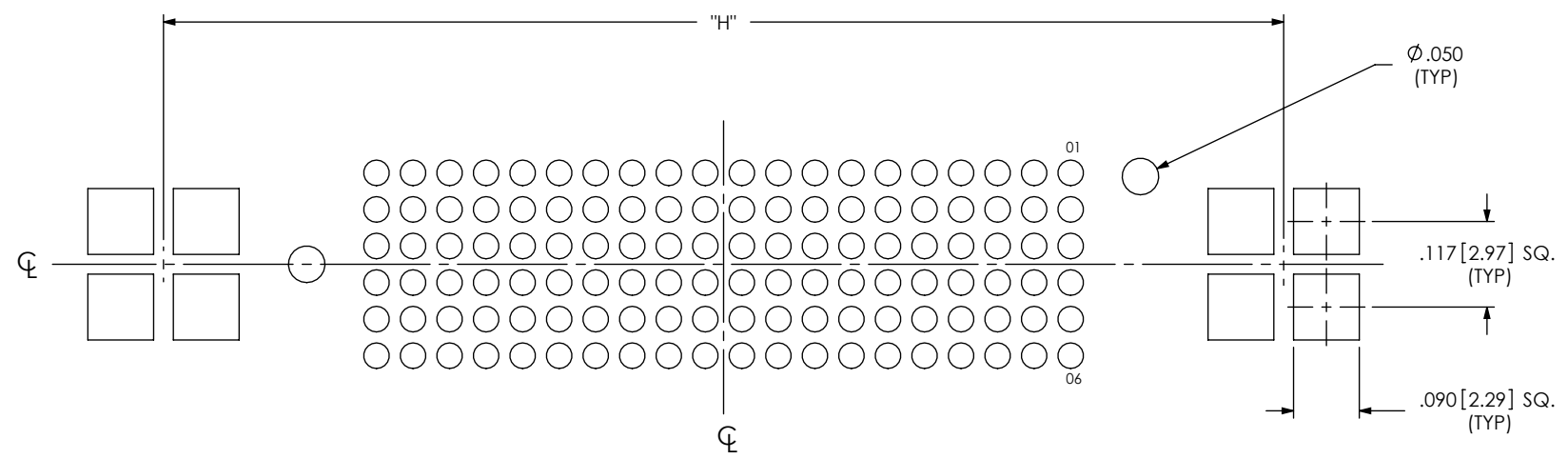
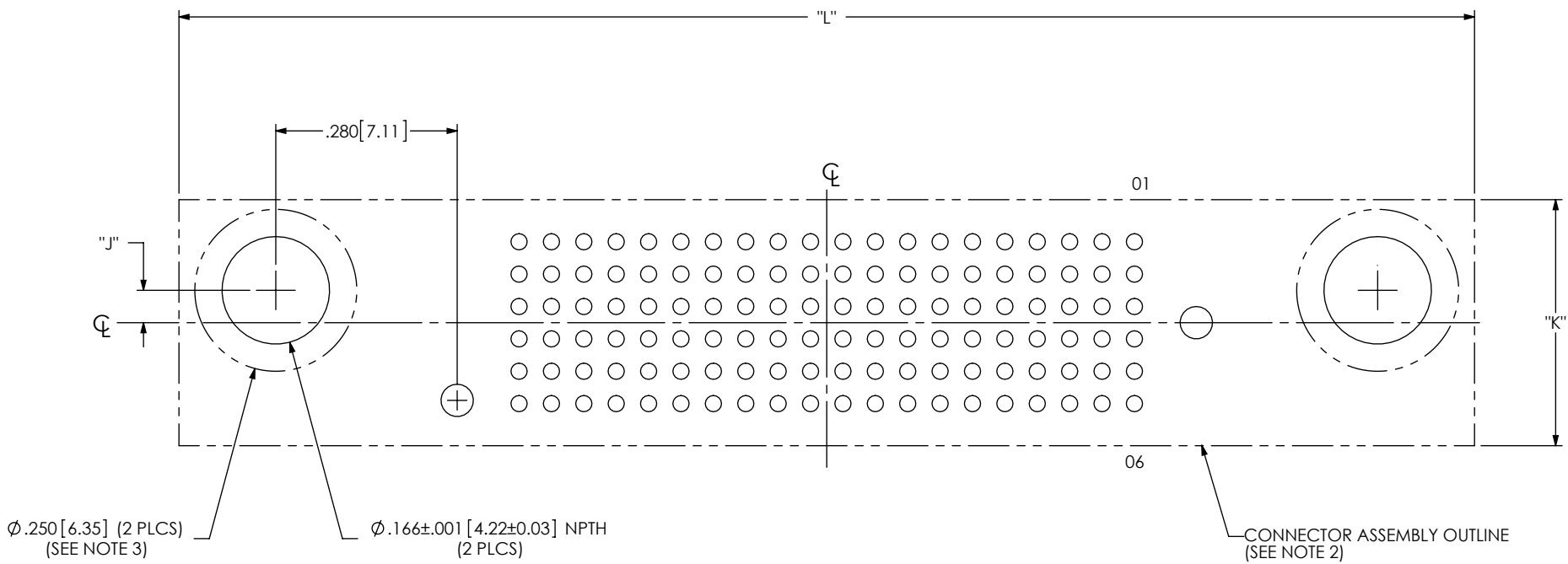


FIG 6  
 -GP & -EP OPTION  
 STENCIL FOR SEAM-20-XX.X-XX-06-X-A-GP SHOWN  
 (SAME AS FIG 2, EXCEPT AS SHOWN)

**PROPRIETARY NOTE**  
 THIS DOCUMENT CONTAINS INFORMATION  
 CONFIDENTIAL AND PROPRIETARY TO  
 SAMTEC, INC. AND SHALL NOT BE REPRODUCED  
 OR TRANSFERRED TO OTHER DOCUMENTS OR  
 DISCLOSED TO OTHERS OR USED FOR ANY  
 PURPOSE OTHER THAN THAT WHICH IT WAS  
 OBTAINED WITHOUT THE EXPRESSED WRITTEN  
 CONSENT OF SAMTEC, INC.

**samtec**  
 520 PARK EAST BLVD, NEW ALBANY, IN 47150  
 PHONE: 812-944-6733 FAX: 812-948-5047  
 e-Mail info@SAMTEC.com code 55322



**FIG 7**  
**-GPK OPTION**  
 FOOTPRINT FOR SEAM-20-XX.X-XX-06-X-A-GPK SHOWN  
 (SAME AS FIG 1, EXCEPT AS SHOWN)  
 (NOT AVAILABLE WITH -GP & EP OPTION)  
 (ONLY AVAILABLE WITH 20, 30, 40, & 50 POSITIONS)  
 (STENCIL LAYOUT SAME AS FIG 2)

No. OF ROWS	"J"	"K"
-04	.000 [0.00]	.280 [7.11]
-05	.050 [1.27]	.380 [9.65]
-06	.050 [1.27]	.380 [9.65]
-08	.100 [2.54]	.480 [12.19]
-10	.150 [3.81]	.580 [14.73]
-14	.250 [6.35]	.780 [19.81]

No. OF POS	"L"
-20	2.000 [50.80]
-30	3.000 [76.20]
-40	4.000 [101.60]
-50	5.000 [127.00]

- NOTES:
1. ALL DIMENSIONS ARE SYMMETRIC ABOUT THE CENTERLINE UNLESS NOTED.
  2. CONNECTOR ENVELOPE DIMENSIONS, OTHER COMPONENTS PLACED ON PCB SHALL AVOID THIS ZONE.
  3. METRIC SCREW ENVELOPE ON BOTTOM SIDE OF PCB, OTHER COMPONENTS PLACED ON PCB SHALL AVOID THIS ZONE.

**PROPRIETARY NOTE**  
 THIS DOCUMENT CONTAINS INFORMATION CONFIDENTIAL AND PROPRIETARY TO SAMTEC, INC. AND SHALL NOT BE REPRODUCED OR TRANSFERRED TO OTHER DOCUMENTS OR DISCLOSED TO OTHERS OR USED FOR ANY PURPOSE OTHER THAN THAT WHICH IT WAS OBTAINED WITHOUT THE EXPRESSED WRITTEN CONSENT OF SAMTEC, INC.



520 PARK EAST BLVD, NEW ALBANY, IN 47150  
 PHONE: 812-944-6733 FAX: 812-948-5047  
 e-Mail info@SAMTEC.com code 55322

