

C4532JB2A105K230KA

TDK Item Description : C4532JB2A105KT***



Application & Main Feature

Commercial Grade (Mid Voltage (100 to 630V))

Series

C4532 [EIA CC1812]



Dimensions

L 4.50mm +/-0.4mm
 W 3.20mm +/-0.4mm
 T 2.30mm +/-0.2mm
 B 0.20mm Min.
 G

Temperature Characteristic

JB (-25 to 85 degC +/-10%)

Rated Voltage

2A (100Vdc)

Capacitance

1uF

Capacitance Tolerance

K (+/-10%)

Dissipation Factor

3% Max.

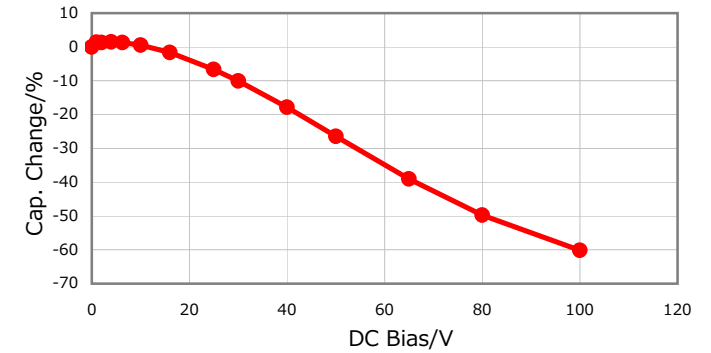
Insulation Resistance

500Mohm Min.

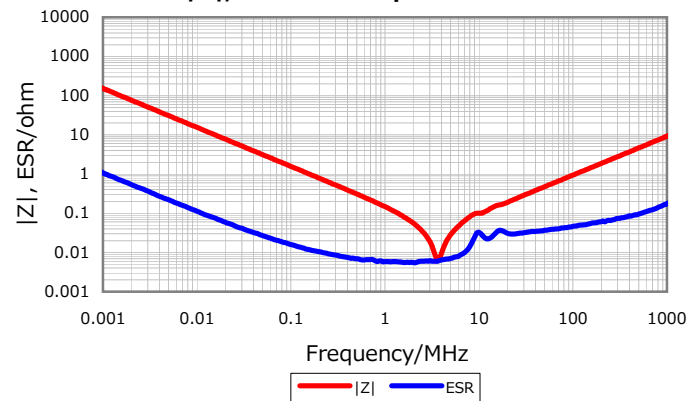
AEC-Q200

Not Applicable

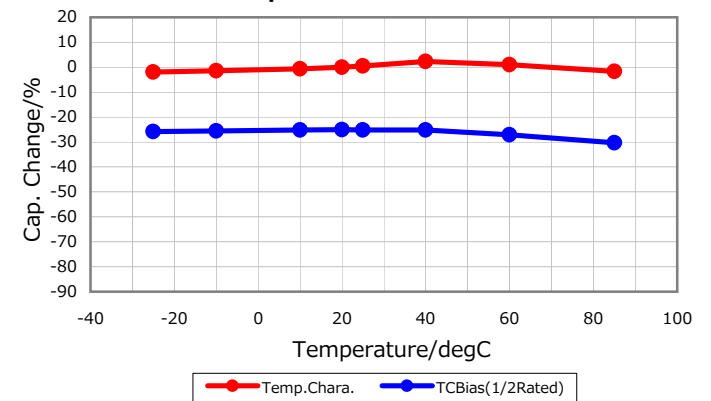
DC Bias Characteristic



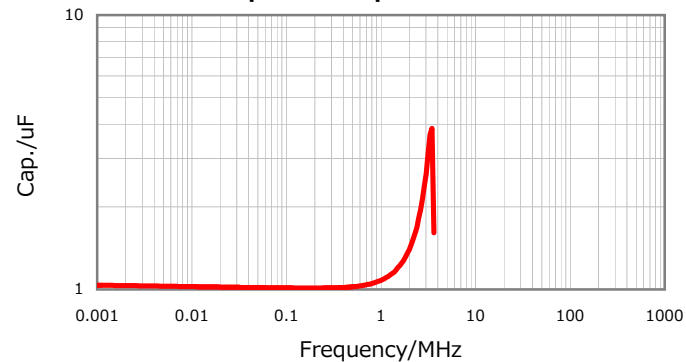
|Z|, ESR vs. Freq. Characteristics



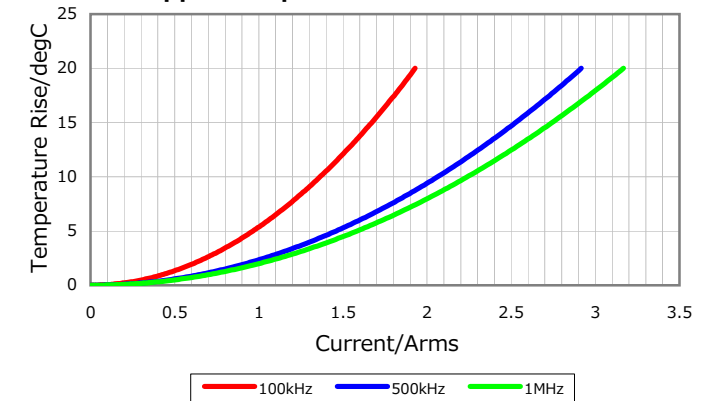
Temperature Characteristics



Cap. vs. Freq. Characteristic



Ripple Temperature Rise Characteristics



Characterization Sheet (Multilayer Ceramic Chip Capacitors)



All specifications are subject to change without notice.

January 4, 2016