

LC6

High Power Resonant Capacitors



FEATURES

High AC Voltage - High current

APPLICATIONS

Induction Heating - Tank Circuits

KVAR	600
CAPACITANCE TOLERANCE	+/-10%
MAXIMUM CORE TEMPERATURE	+85°C
SURFACE TEMPERATURE	+45°C (Above 45°C the KVAR rating must be de-rated by 2.25%/°C)
CONSTRUCTION	Self-healing
SELF INDUCTANCE	<5 nH
DIELECTRIC	Polypropylene
FLAME RETARDANT	UL94V0

Standard part listing

Capacitance (µF)	VAC	IC PART number	Maximum RMS current (A)	MAX power kvar	Frequency range (kHz)	ESR (mΩ) 100kHz, +25°C	Dimensions (mm)			Terminal Style
							B	H	L	
0.33	1000	334LC6102K5PM8	600	600	290	1.0	54	100	100	5PM8
0.50	1000	504LC6102K5PM8	700	600	191-260	0.9	54	100	100	5PM8
0.66	1000	664LC6102K5PM8	700	600	145-197	0.8	54	100	100	5PM8
1.33	900	135LC6900K5PM8	950	600	89-180	0.3	54	100	100	5PM8
2.60	700	265LC6700K5PM8	1050	600	76-112	0.3	54	100	100	5PM8
5.00	500	505LC6500K5PM8	1200	600	76	0.2	54	100	100	5PM8



Your Global Source for World-Class Capacitors

© 2013 Illinois Capacitor, Inc.

North America
Tel: 847.675.1760
sales@illcap.com

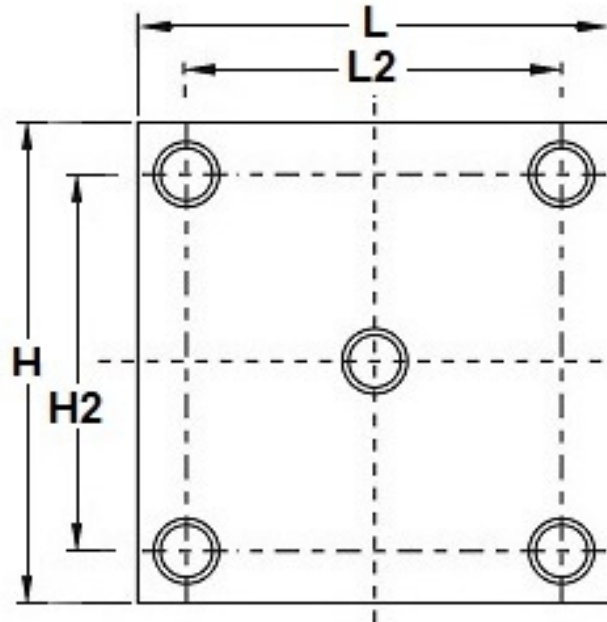
Asia
Tel: 852.2793 0931
sales@illcap.com.hk

LC6

High Power Resonant Capacitors



LEAD STYLE: 5PM8



L	H	B	H2	L2
100 \pm 1.0	100 \pm 1.0	54 \pm 0.5	78 \pm 0.5	78 \pm 0.5
Mounting Holes: M8 Tap				
Tightening torque: 20Nm MAX				

iC ILLINOIS CAPACITOR

Your Global Source for World-Class Capacitors

© 2013 Illinois Capacitor, Inc.

North America
Tel: 847.675.1760
sales@illcap.com

Asia
Tel: 852.2793 0931
sales@illcap.com.hk

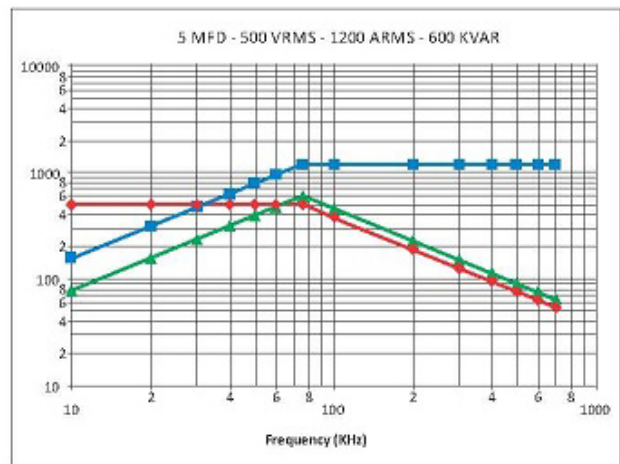
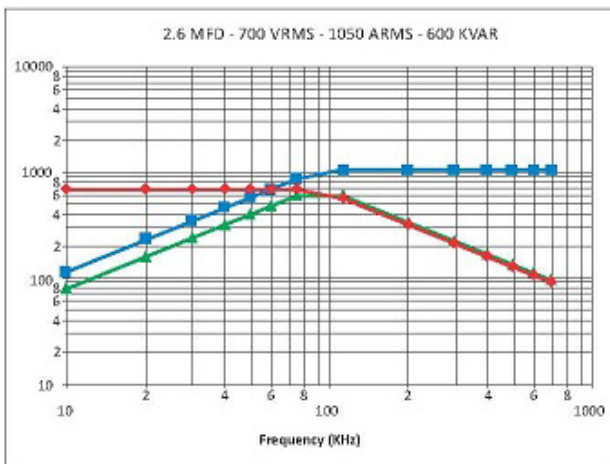
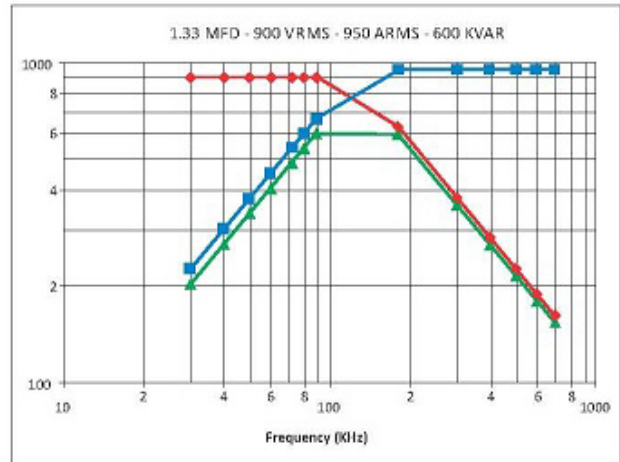
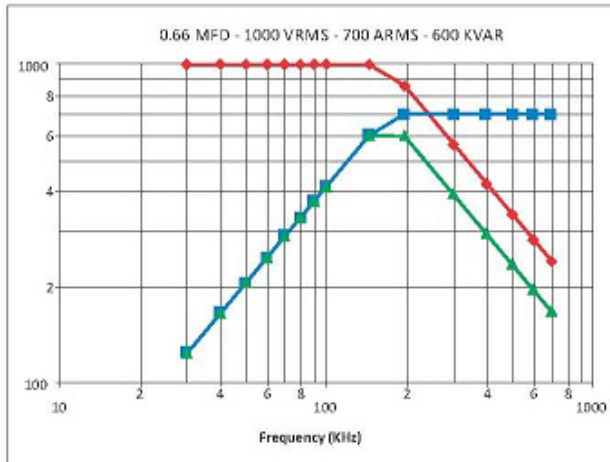
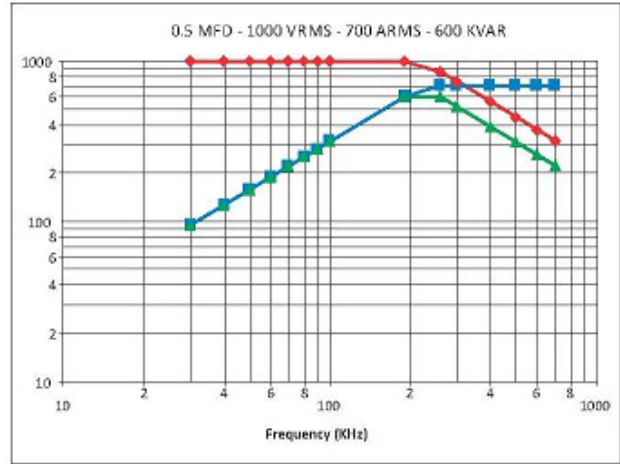
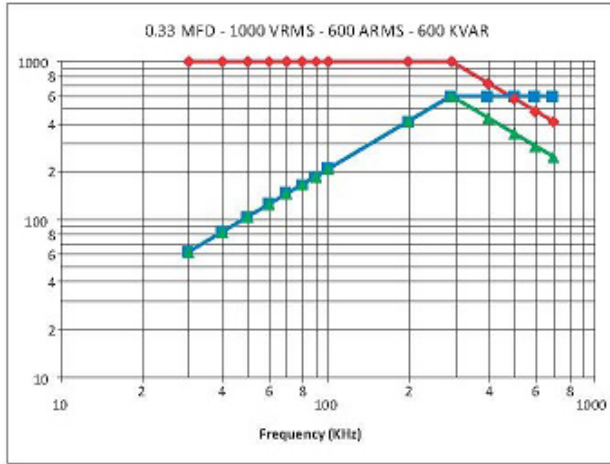
LC6

High Power Resonant Capacitors



Frequency Derating

—●— Voltage —■— Current —▲— Power



ILLINOIS CAPACITOR

Your Global Source for World-Class Capacitors

© 2013 Illinois Capacitor, Inc.

North America
Tel: 847.675.1760
sales@illcap.com

Asia
Tel: 852.2793 0931
sales@illcap.com.hk