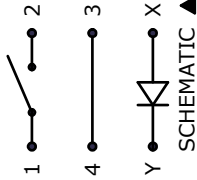
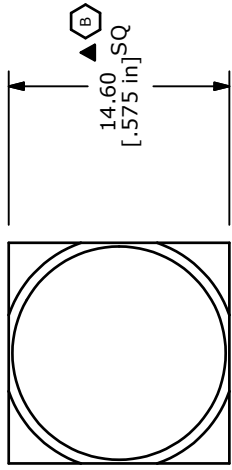


PCB LAYOUT

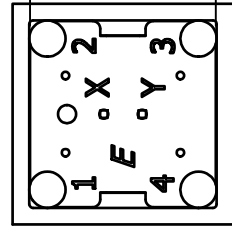
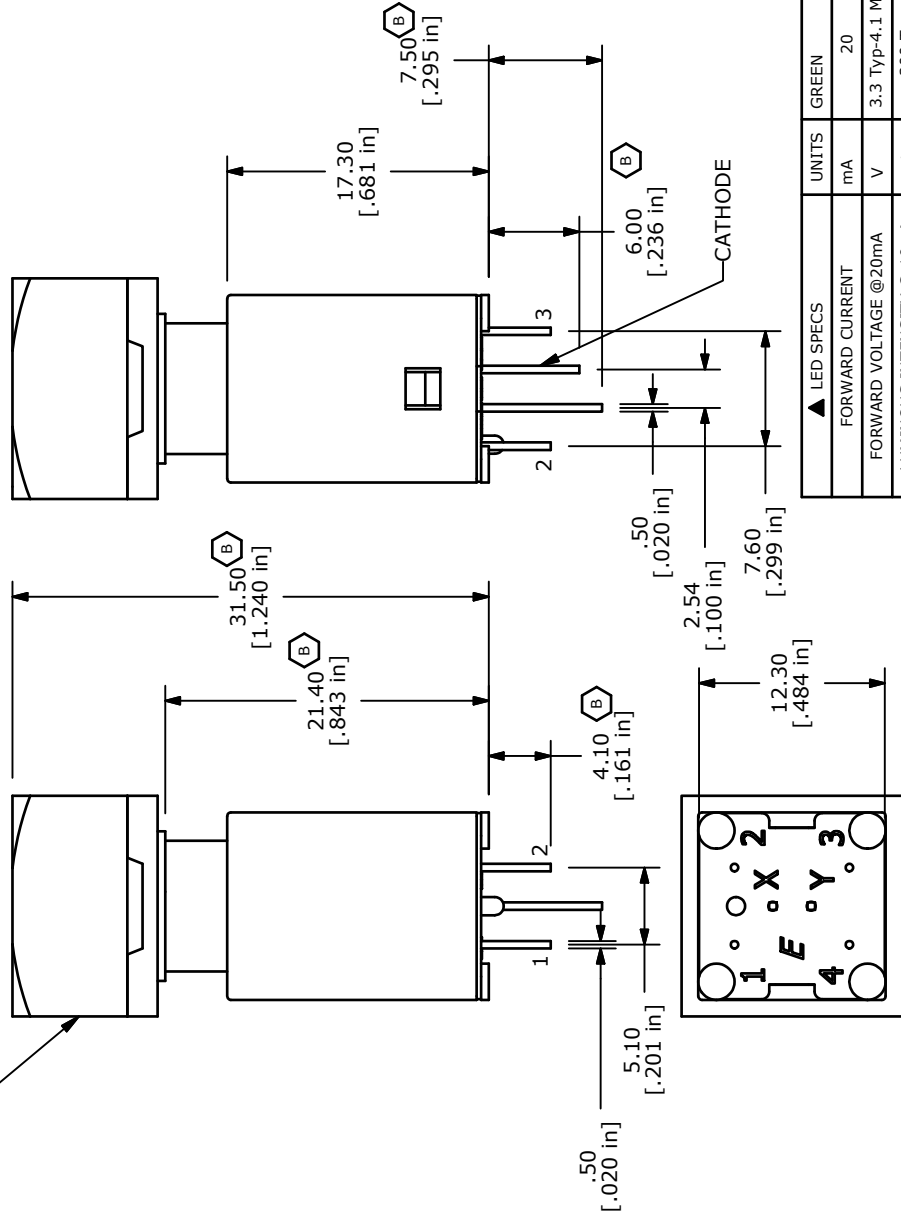


NOTES:

1. ALL DIMENSIONS IN MM [INCH]
2. GENERAL TOLERANCE: X.X=±0.4  
X.XX=±0.25
3. TERM. NOS. FOR REFERENCE ONLY.
4. RATING: 20VDC, 100mA MAX; SPST
5. CONTACT RESISTANCE: 150 MILLI-OHM MAX.
6. INSULATION RESISTANCE: 10MEGA-OHM MIN @500VDC.
7. DIELECTRIC STRENGTH: 500VAC FOR 1 MINUTE
8. OPERATING FORCE: 250±x50GF
9. OPERATING LIFE: 50,000,000 CYCLES
10. OPERATING TEMP: -5°C TO +60°C
11. STORAGE TEMPERATURE: -40°C TO +90°C
12. TOTAL TRAVEL: 3.30mm±0.3
- ▲13. TRAVEL TO ELECTRICAL MAKE: 2.9 ±0.5MM
- ▲14. LED COLOR: GREEN
15. 2002/95/EC (ROHS) COMPLIANT
16. ▲ DENOTES CRITICAL PARAMETER.



▲ CLEAR CAP WITH WHITE DIFFUSER



▲ LED SPECS	UNITS	GREEN
FORWARD CURRENT	mA	20
FORWARD VOLTAGE @20mA	V	3.3 Typ-4.1 Max
LUMINOUS INTENSITY @ .10mA	mcd	200 Typ



TITLE LP160A1BSTWG

REV	PCR NO	DESCRIPTION	DATE	BY
B	19592	CHANGE DIMS	1/17/11	BGL
A	19259	New Release	8/20/10	rc

THE INFORMATION CONTAINED IN THIS DOCUMENT IS PROPRIETARY TO E-SWITCH AND IS NOT TO BE COPIED OR TRANSFERRED

SCALE	DATE	DR	DWG	REV
2:1	7/30/2010	rc	B160005	B