

5

4

3

2

1

受控 CONTROLLED DOCUMENT

编号 P/N	40-9515HDS-CUST (SEE TABLE 1)	版本 Rev	01	日期 Rel'd Date	Jul11,11
-----------	----------------------------------	-----------	----	------------------	----------

Description: 95 series solder panel & cable mount high density D-Sub connectors

Part No: 40-9515HDS

Application: 95 Series D-Sub Connector

Crimp Tool: N/A

Impedance: N/A

Frequency Range: N/A

Material: Shell Steel, Tin plated  
Insulator PBT+30% Fiber-grass  
UL94-V0 White  
Contact Copper-alloy, Gold-flashed plated

RoHS Compliance: Yes

Technical Detail: N/A

DRAWING NO.  
40-9515HDS-CUST(SEE TABLE I)

REVISIONS

OFFICIAL RELEASE					
01	03-09-11	J	J	D	

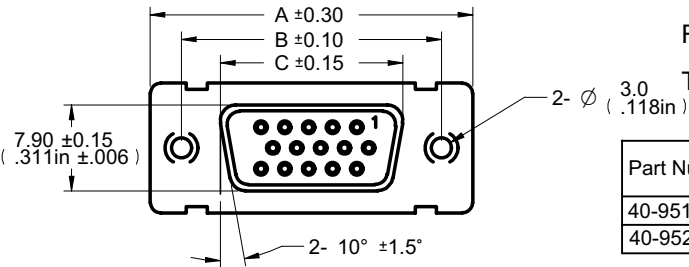

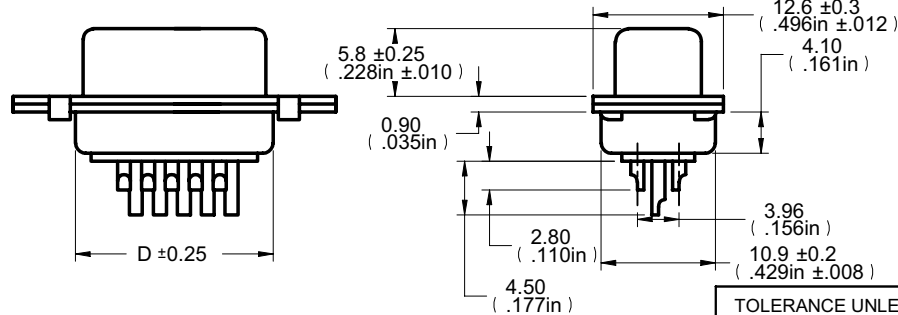


TABLE I

Part Number	Description	A (mm)	B (mm)	C (mm)	D (mm)
40-9515HDS	FEMALE – SOCKET, SOLDER TYPE	30.80	24.99	16.34	19.20
40-9526HDS	FEMALE – SOCKET, SOLDER TYPE	39.20	33.32	24.70	27.70



**DIM OUTLINE**

CUSTOMER COPY

TOLERANCE UNLESS OTHERWISE SPECIFIED		DRAWN BY	DATE
DECIMALS	mm	JEAN.JIN	03-09-11
X	± 0.5	CHECKED BY	DATE
X.X	± 0.3	JEAN.JIN	03-09-11
X.XX	±0.15	APPROVED BY	DATE
ANGLES	± 0.5°	DONALD	03-09-11
		U/M	mm



TITLE  
95 SERIES SOLDER PANEL & CABLE MOUNT HIGH DENSITY D-SUB CONNECTORS

THIS DRAWING WAS PRODUCED BY COMPUTER, DO NOT SCALE DRAWING OR UPDATE MANUALLY.

SHEET 1 OF 1	DRAWING NO. 40-9515HDS-CUST (SEE TABLE I)	SIZE A
-----------------	-------------------------------------------------	-----------

5

4

3

2

1