
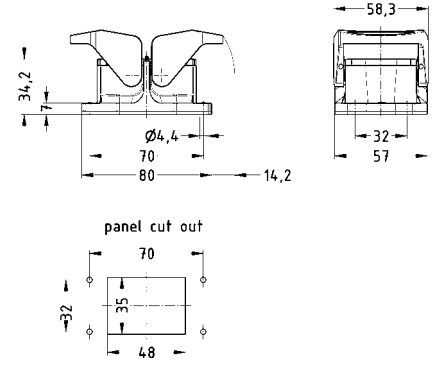

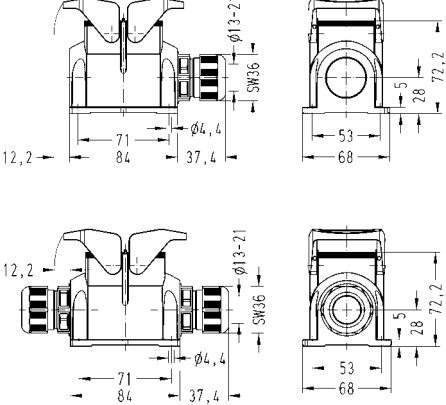





Identification	Cable entry	Part number	Drawing Dimensions in mm
Han-Eco®, Bulkhead mounted housings  		19 41 206 0301	
Han-Eco®, Surface mounted housings, side entry	1xM32 2xM32	19 41 206 0232 19 41 206 0272	
Han-Eco®, Surface mounted housings with integrated cable gland, side entry  	1xM32 2xM32	19 41 306 0232 19 41 306 0272	
Han-Eco®, Cable to cable housings, top entry	1xM32	19 41 206 0722	
Han-Eco®, Cable to cable housings with integrated cable gland, top entry  Han-Eco  	1xM32	19 41 306 0722	