

PCB terminal block - SPT 35/ 2-V-15,00 - 1845344

Please be informed that the data shown in this PDF Document is generated from our Online Catalog. Please find the complete data in the user's documentation. Our General Terms of Use for Downloads are valid (<http://phoenixcontact.com/download>)



PCB terminal block, Nominal current: 125 A, Nom. voltage: 1000 V, Pitch: 15 mm, Number of positions: 2, Connection method: Push-in-/Spring-cage connection, Mounting: Soldering, Conductor/PCB connection direction: 90 °, Color: green

The figure shows a 5-pos. version of the product



Key Commercial Data

Packing unit	1 pc
Minimum order quantity	20 pc
Custom tariff number	85369010
Country of origin	China

Technical data

Dimensions

Pitch	15.00 mm
Dimension a	15 mm
Length of the solder pin	5.9 mm
Pin dimensions	1,5 x 1,5 mm
Pin spacing	16 mm
Hole diameter	2.2 mm

General

Insulating material group	I
Rated surge voltage (III/3)	8 kV
Rated surge voltage (III/2)	8 kV
Rated surge voltage (II/2)	6 kV
Rated voltage (III/3)	1000 V
Rated voltage (III/2)	1000 V
Rated voltage (II/2)	1000 V

PCB terminal block - SPT 35/ 2-V-15,00 - 1845344

Technical data

General

Connection in acc. with standard	EN-VDE
Nominal current I _N	125 A
Nominal cross section	35 mm ²
Insulating material	PA
Flammability rating according to UL 94	V0
Stripping length	25 mm
Number of positions	2

Connection data

Conductor cross section solid min.	1.5 mm ²
Conductor cross section solid max.	16 mm ²
Conductor cross section flexible min.	1.5 mm ²
Conductor cross section flexible max.	35 mm ²
Conductor cross section flexible, with ferrule without plastic sleeve min.	1.5 mm ²
Conductor cross section flexible, with ferrule without plastic sleeve max.	35 mm ²
Conductor cross section flexible, with ferrule with plastic sleeve min.	1.5 mm ²
Conductor cross section flexible, with ferrule with plastic sleeve max.	35 mm ²

Standards and Regulations

Connection in acc. with standard	EN-VDE
Flammability rating according to UL 94	V0

Classifications

eCl@ss

eCl@ss 5.1	27141134
eCl@ss 6.0	27141134

ETIM

ETIM 4.0	EC002643
ETIM 5.0	EC002643

Approvals

Approvals

Approvals

cULus Recognized / VDE Zeichengenehmigung / IECCE CB Scheme

PCB terminal block - SPT 35/ 2-V-15,00 - 1845344


Approvals


Ex Approvals

Approvals submitted

Approval details

cULus Recognized		
	B	C
mm ² /AWG/kcmil	14-2	14-2
Nominal current I _N	101 A	101 A
Nominal voltage U _N	600 V	600 V

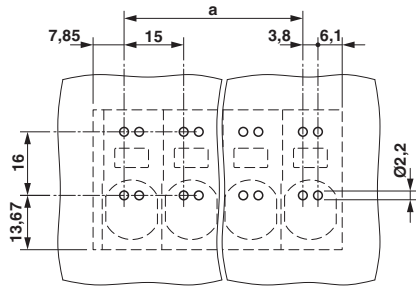
VDE Zeichengenehmigung 	
mm ² /AWG/kcmil	4-35
Nominal current I _N	125 A
Nominal voltage U _N	1000 V

IECEE CB Scheme 	
mm ² /AWG/kcmil	35
Nominal current I _N	125 A
Nominal voltage U _N	1000 V

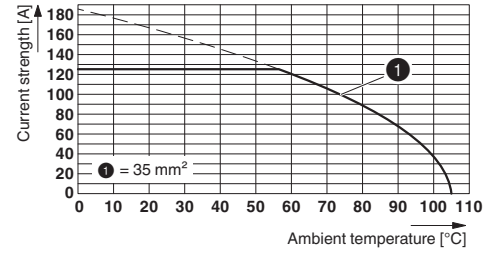
Drawings

PCB terminal block - SPT 35/ 2-V-15,00 - 1845344

Drilling diagram



Diagram



Dimensional drawing

