INACTIVE 11/8/77
REFER TO I.S.-7046

SYMBOL B SYMBOL A

WIRE CRIMP				TERMINAL CRIMP HEIGHT
CRIMP SYMBOL	DIM	GO	NO GO	
A	F	.0446	.0488	.0510 / .0470
	D	.0528	.0562	
B	F	.0509	.0549	.0590 / .0540
	D	.0598	.0632	

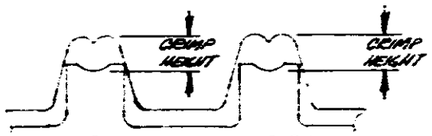

SYMBOL A SYMBOL B

INSULATION CRIMP			
CRIMP SYMBOL	DIM	GO	NO GO
A	F	.0909	.1089
	D	.1129	.1273
B	F	.0909	.1089
	D	.1129	.1273

SEE NOTE #5

INACTIVE, REFER TO IS SHEET 7046 11/8/77

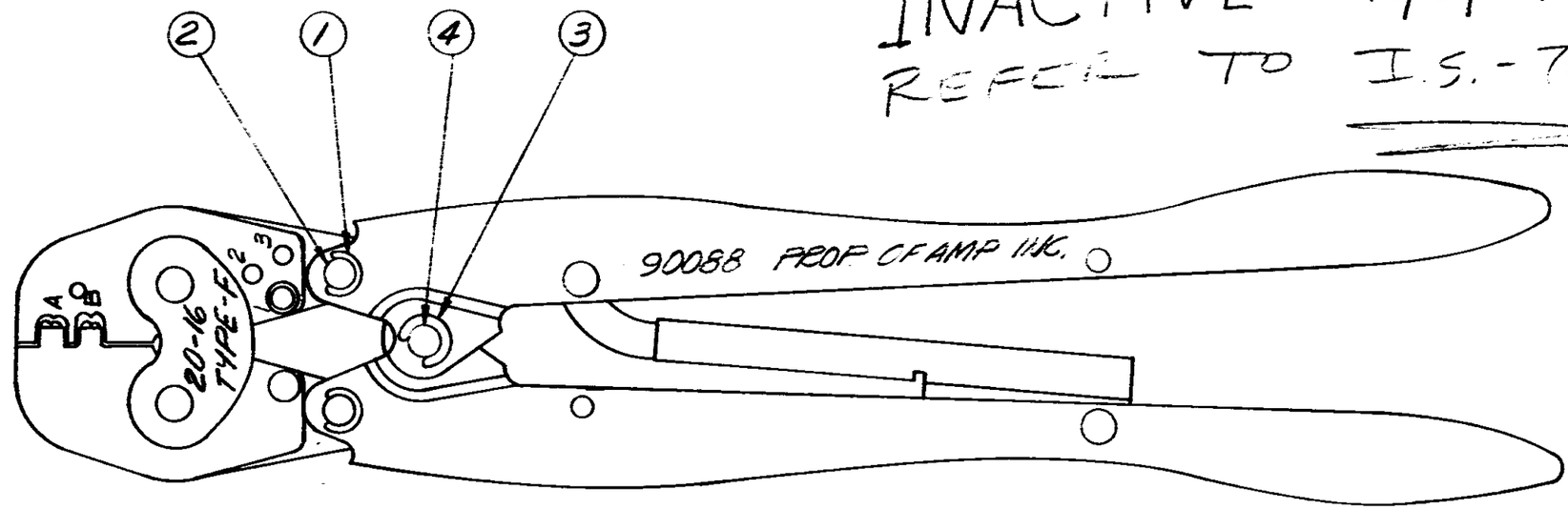

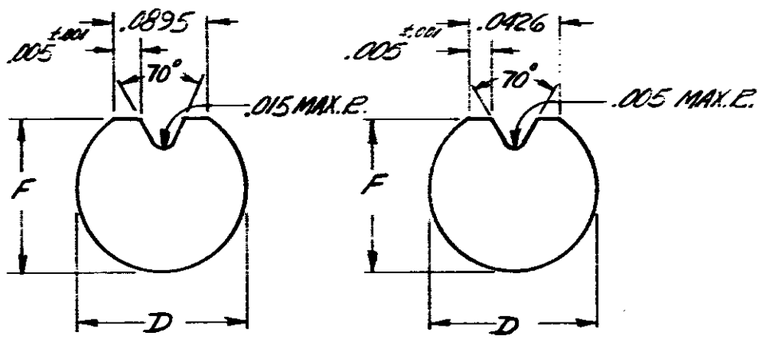

INSULATION CRIMPS
CRIMP SYMBOL A&B

WIRE CRIMP
CRIMP SYMBOL B

ENLARGED END VIEW OF GAGE

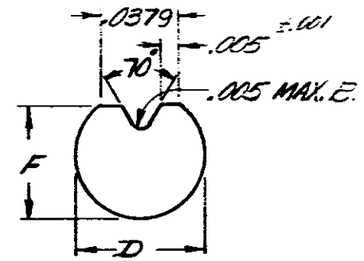

WIRE CRIMP
CRIMP SYMBOL A

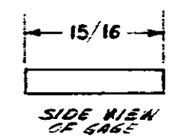

SIDE VIEW OF GAGE



DOUBLE END HANDLE A.G.D. STD

APPLICATION TOOLING ENGR'G.
CONNECTOR PRODUCTS DIV.

SUGGESTED GAGE DESIGN

DWG SIZE	NUMBER	NAME	REMARKS	ITEM NO
1 M-A	300449	PIN-RETAINING		4
2 —	21045-6	RING-RETAINING		3
2 M-A	300432	PIN-RETAINING		2
4 —	21045-3	RING-RETAINING		1

INACTIVE

1. CRIMP GAGE DIMENSIONS APPLY WHEN TOOL IS CLOSED OR BOTTOMED BUT NOT UNDER PRESSURE.
2. FOR REPLACEMENT OF PARTS OTHER THAN PINS AND SNAP RINGS, TOOL IS TO BE RETURNED TO AMP INC. HARRISBURG, PENNA. TO INSURE PROPER CERTI-CRIMP ADJUSTMENT.
3. FOR TOOL USAGE SEE INSTRUCTION SHEET No 7046
4. HAND TO CAN BE CHECKED BY MEASURING TERMINAL CRIMP HEIGHT
5. GAGE DIMENSIONS ARE MEASURED WITH INSULATION ADJUSTMENT PINS IN #1 POSITION

LTR	REVISION RECORD	DR	CHK	DATE
A	INACTIVE PER ECN HT-1113	SCI	[illegible]	11/8/77

NUMBER C-90088

REQUIRED PER ASSEMBLY

DESCRIPTION

90088

©1963 BY AMP INCORPORATED. ALL RIGHTS RESERVED.
AMP PRODUCTS COVERED BY PATENTS AND/OR PATENTS PENDING.

CUSTOMER COPY REFERENCE ONLY

DR R.L. Kautz 6/14/63
CHK [illegible] 6/25/63
DE [illegible] 6/25/63
APP T.R. Jingg 6-25-63

MATERIAL AND FINISH —//—
WIRE — RANGE — INSULATION —//— —//—
~~TOLERANCE EXCEPT AS NOTED ±.015 ±1°0'~~
SCALE —//—

AMP INCORPORATED HARRISBURG, PENNA.
CLASS —//—
TYPE —//—
LOC R B NO C-90088 REV A

NAME DOUBLE ACTION HAND TOOL

DIMENSIONS IN INCHES. DO NOT SCALE PRINT.

PRINT 55

AMP 1253 REV 7/00