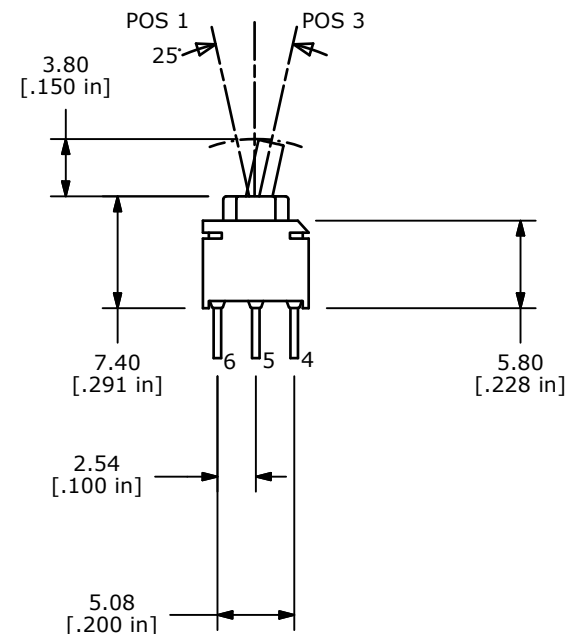
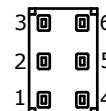
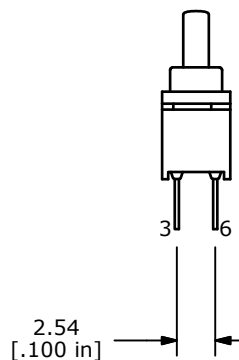
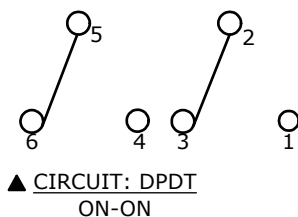


▲ SWITCH FUNCTION		
POS. 1	POS. 2	POS. 3
ON	NONE	ON
2-1; 5-4	N/A	2-3; 5-6



NOTE:

1. ALL DIMENSIONS IN MM [INCH]
2. GENERAL TOLERANCE: X.X=±0.4
X.XX=±0.25
3. TERMINAL NUMBERS FOR REF ONLY
- ▲ 4. STATIONARY CONTACTS: COPPER ALLOY W/ GOLD PLATING
- ▲ 5. MOVING CONTACT: COPPER ALLOY W/ GOLD PLATING (B)
6. RATING: 0.4 VA max. @ 20V AC OR DC max.
7. CONTACT RESISTANCE: <100 MILLI-OHM
8. MECHANICAL LIFE: 40,000 MAKE-AND-BREAK CYCLES.
9. INSULATION RESISTANCE: 500 MEGA-OHM min.
10. DIELECTRIC STRENGTH: 500 V RMS @SEA LEVEL.
11. OPERATING TEMP.: -30°C to 85°C
12. ▲ DENOTES CRITICAL PARAMETER.
13. SEAL RATING: IP67
14. 2002/95/EC (ROHS) COMPLIANT



B	19606	UPDATE PLATING NOTE	01/20/11	BMA
A	19141	New Release	6/15/10	rc
REV	PCR NO	DESCRIPTION	DATE	BY

TITLE 200UDPT1A1M2RE				
SCALE 2:1	DATE 2/12/2010	DR rc	DWG T250003	REV B

THE INFORMATION CONTAINED IN THIS DOCUMENT IS PROPRIETARY TO E-SWITCH AND IS NOT TO BE COPIED OR TRANSFERRED