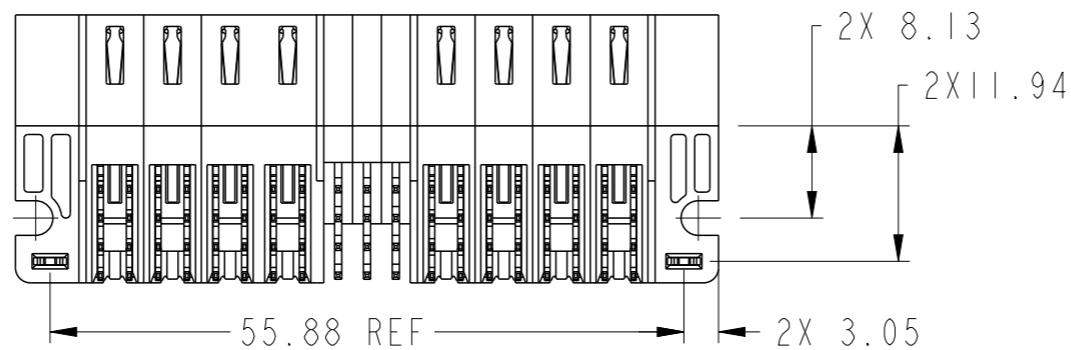
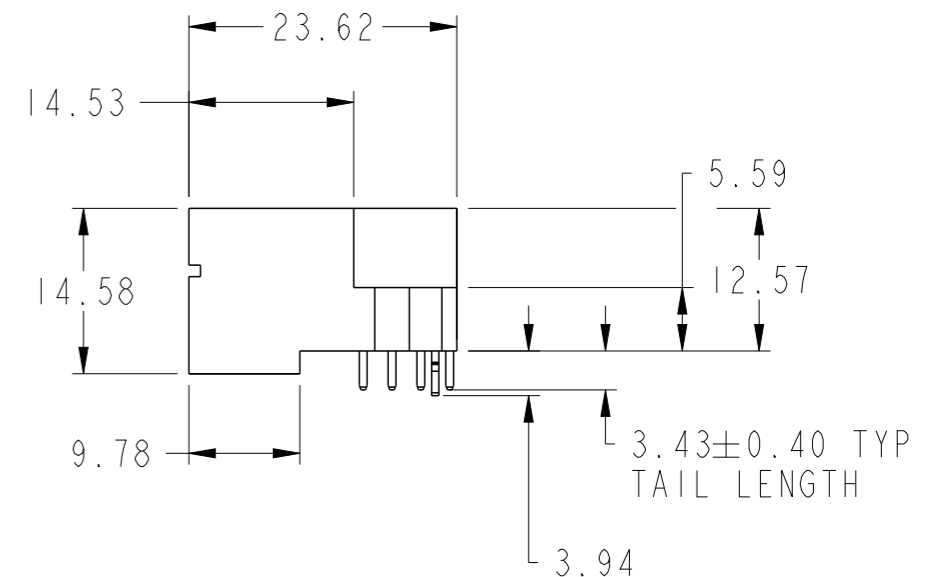
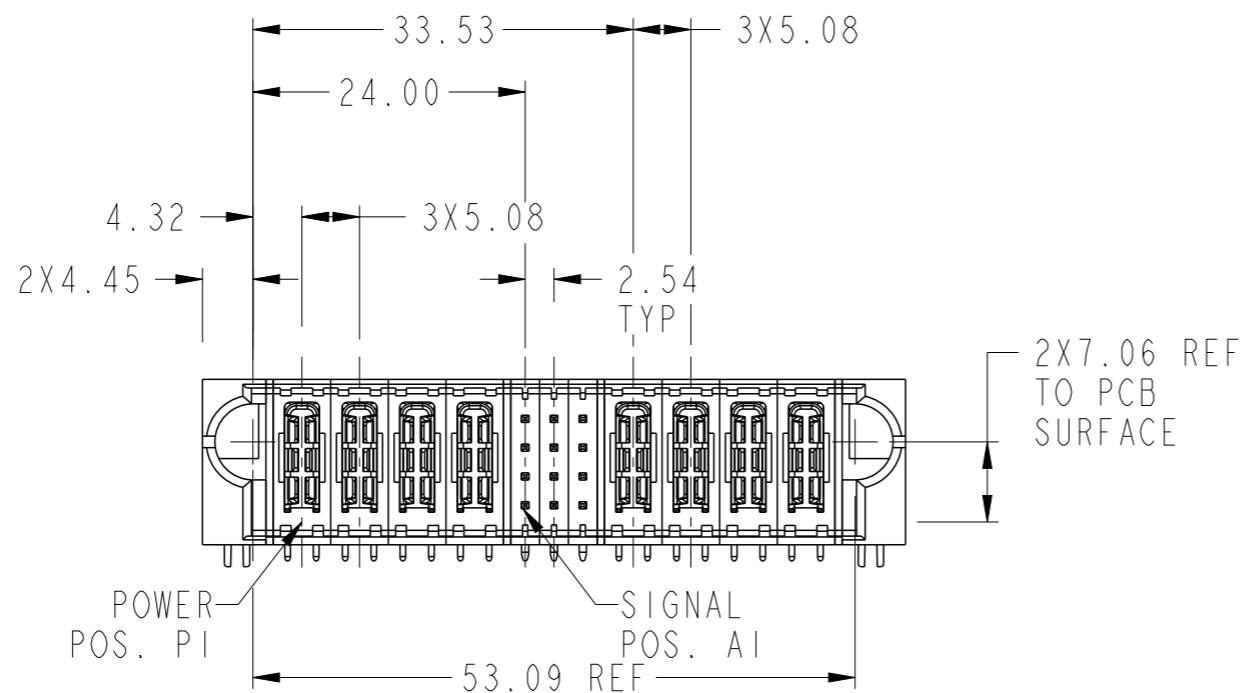
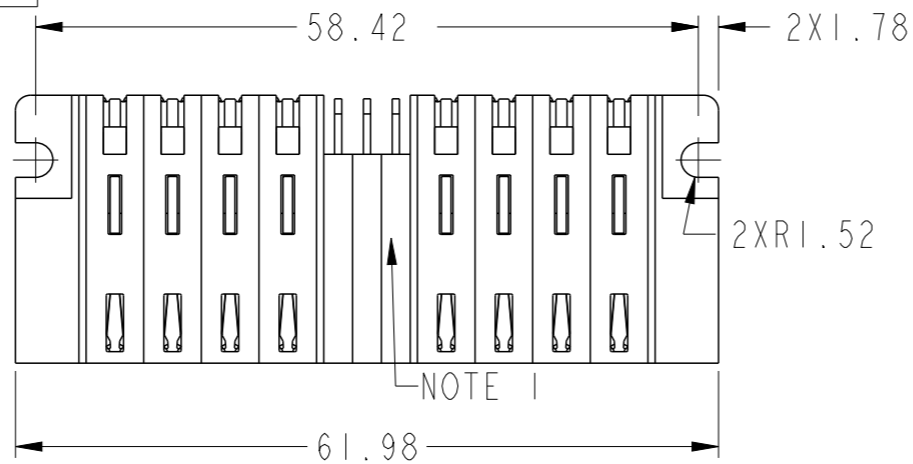
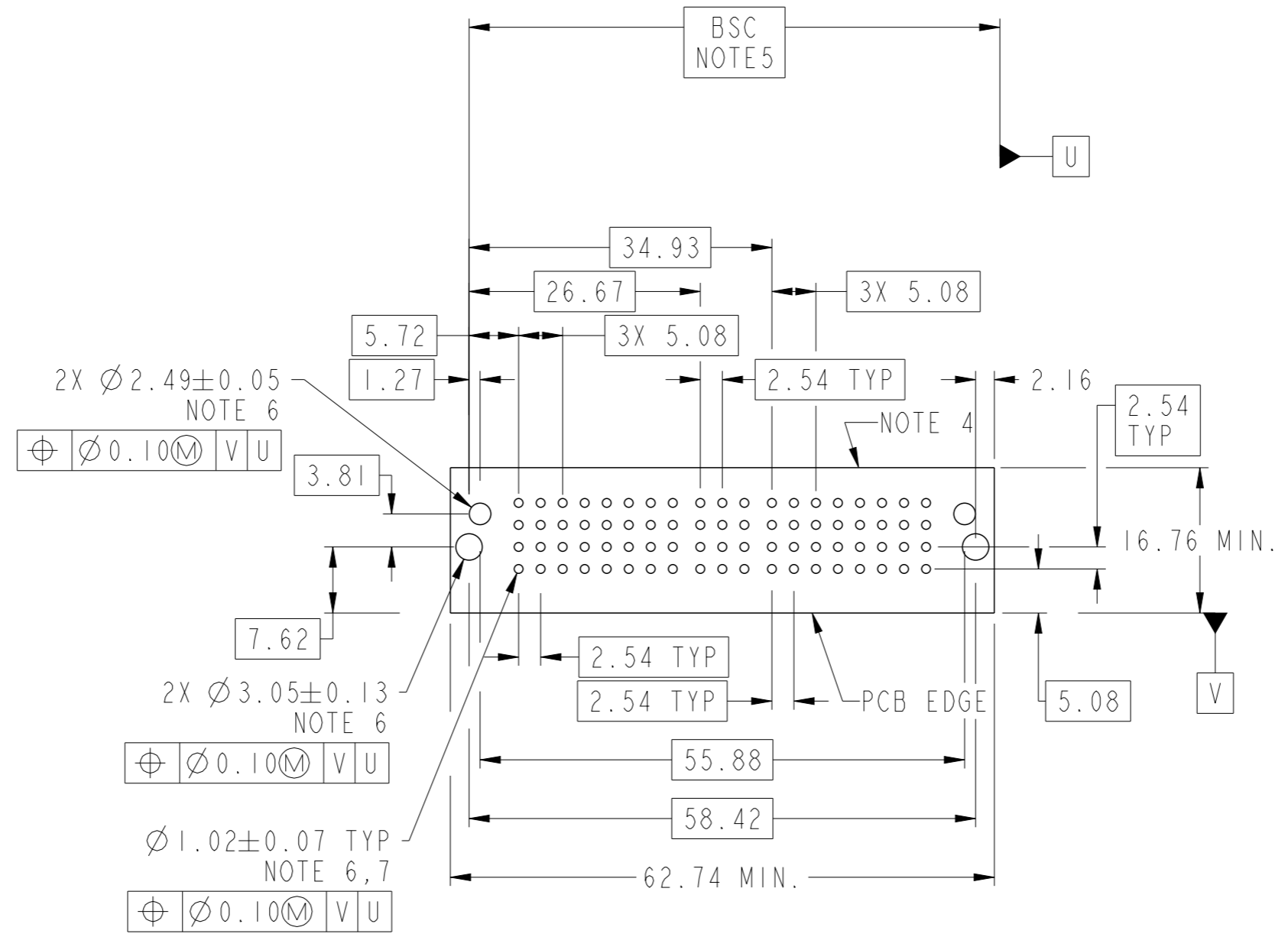


PRODUCT NUMBER SEE SHEET 2



spec ref	*	dr	Peng-Bing Fu	2013/03/28	projection	MM	size	A3	scale	3:2												
tolerance std	ASME Y14.5	eng	Peng-Bing Fu	2013/04/23			ecn no	-	rel level	Released												
TOLERANCES UNLESS OTHERWISE SPECIFIED		chr	-	-																		
surface	<table border="1"> <tr> <td>linear</td> <td>0.X</td> <td>±0.5</td> </tr> <tr> <td></td> <td>0.XX</td> <td>±0.25</td> </tr> <tr> <td></td> <td>0.XXX</td> <td>±0.10</td> </tr> <tr> <td>angular</td> <td>0°</td> <td>±2°</td> </tr> </table>	linear	0.X	±0.5		0.XX	±0.25		0.XXX	±0.10	angular	0°	±2°	appr	Pei-Ming Zheng	2013/04/23	product family	PwrBlade+	dwg no	10106132-8003002	rev	A
linear	0.X	±0.5																				
	0.XX	±0.25																				
	0.XXX	±0.10																				
angular	0°	±2°																				
www.fci.com		cat. no.		Product - Customer Drw		sheet 1 of 3																

PRODUCT NO. 10106132-8003002LF	ROWS DCBA	HIGH POWER				SIGNAL			HIGH POWER				E2						
		E1	P1	P2	P3	P4	1	2	3	P5	P6	P7		P8					
		HA	H1	H1	H1	H1	U	U	U	T	T	T	S	S	S	R	R	R	HA



CODE	DESCRIPTION
HI	STD HIGH POWER CONTACT (3.43)
HA	METAL HOLD DOWN
R	STD SIGNAL CONTACT, ROW A (3.43)
S	STD SIGNAL CONTACT, ROW B (3.43)
T	STD SIGNAL CONTACT, ROW C (3.43)
U	STD SIGNAL CONTACT, ROW D (3.43)

dr	Peng-Bing Fu	2013/03/28	projection	MM	size	A3	scale	3:2		
eng	Peng-Bing Fu	2013/04/23			ecn no		-			
chr	-	-			rel level		Released		-	
appr	Pei-Ming Zheng	2013/04/23	product family		PwrBlade+		-			
			4HP + 12S + 4HP			dwg no		10106132-8003002	rev	A
www.fci.com			cat. no.			Product - Customer Drw			sheet 2 of 3	

Copyright FCI.

NOTES:

- 1) "FCI", PART NUMBER AND DATE CODE TO BE MARKED ON THIS SURFACE.
THE MARK CAN BE OMITTED IF THERE IS NOT ENOUGH SPACE ON THIS SURFACE.
- 2) MATERIALS:
-HOUSING - GLASS FILLED WITH HIGH TEMP THERMOPLASTIC, UL94V-0.
-SIGNAL CONTACT - COPPER ALLOY.
-POWER CONTACT - HIGH CONDUCTIVITY COPPER ALLOY.
- 3) PLATING SPECIFICATION REFER TO FCI 10116351
- 4) DENOTES CONNECTOR KEEP OUT ZONE.
- 5) DATUM AND BASIC DIMENIONS WERE ESTABLISHED BY CUSTOMER.
- 6) ALL HOLE DIAMETERS ARE FINISHED HOLE SIZES.
- 7) 1.15±0.025MM DRILLED HOLE PLATED WITH 0.00762MM MIN Sn
OVER 0.0254-0.0762MM Cu PLATING TO ACHIEVE A 1.02±0.07MM HOLE.
- 8) PRODUCT SPECIFICATION REFER TO FCI GS-12-658.
APPLICATION SPECIFICATION REFER TO FCI GS-20-141.
PRODUCT PACKAGED IN TRAYS, REFER TO FCI GS-14-1502.



Copyright FCI.

dr	Peng-Bing Fu	2013/03/28	projection 	MM 	size	A3	scale	3:2
eng	Peng-Bing Fu	2013/04/23			ecn no	-		
chr	-	-	product family	PwrBlade+	rel level	Released		
appr	Pei-Ming Zheng	2013/04/23			title 4HP +12S + 4HP RA STB HEADER	dwg no 10106132-8003002	rev A	
www.fci.com		cat. no.	Product - Customer Drw			sheet 3 of 3		