

Thermofit[®] Molded Parts Specification Control Drawing

Part Number : 214W252

Description : Boot, Connector

NOTES

- All dimensions are in $\frac{\text{Inches}}{\text{(millimeters)}}$
- Dimensions appearing in table are as follows:
a - As Supplied
b - After Unrestricted Recovery
- Coating is optional. As supplied dimensions appearing in table are for uncoated parts. When coating is added, entry diameters will be reduced by .06 Max.

LIMITED DISTRIBUTION

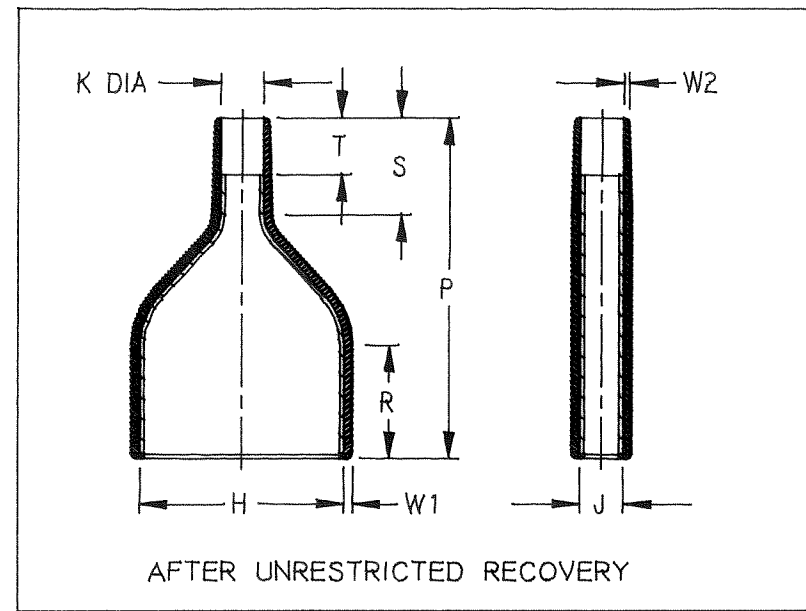
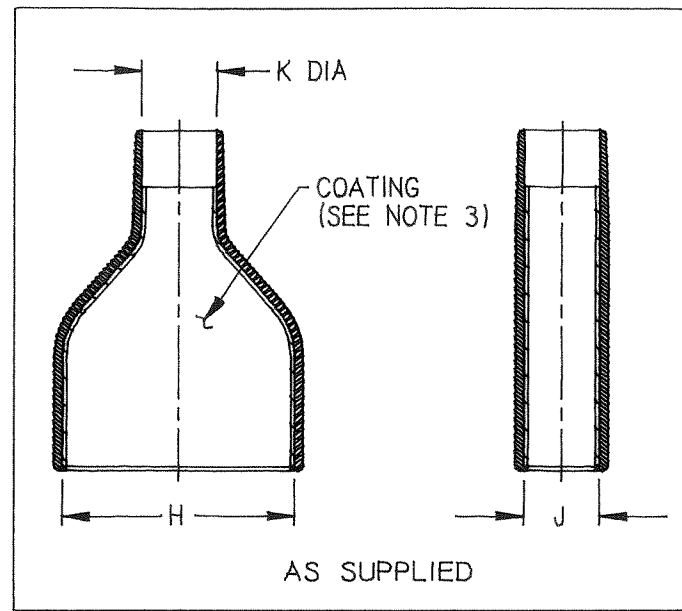


TABLE OF DIMENSIONS												
PART NUMBER	H		J		K		P ±10% b	R ±10% b	S ±10% b	T ±10% b	W1 ±20% b	W2 ±20% b
	Min a	Max b	Min a	Max b	Min a	Max b						
214W252-3	$\frac{1.57}{[40,0]}$	$\frac{1.42}{[36,0]}$	$\frac{.47}{[12,0]}$	$\frac{.30}{[7,5]}$	$\frac{.71}{[18,0]}$	$\frac{.30}{[7,5]}$	$\frac{2.36}{[60,0]}$	$\frac{.79}{[20,0]}$	$\frac{.67}{[17,0]}$	$\frac{.39}{[10,0]}$	$\frac{.06}{[1,5]}$	$\frac{.04}{[1,0]}$

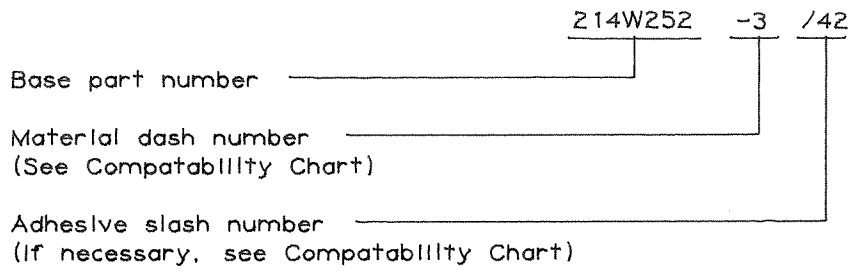
Thermofit[®] Molded Parts Specification Control Drawing

Part Number : 214W252
Description : Boot, Connector

LIMITED DISTRIBUTION

COMPATABILITY CHART					
MATERIAL DASH NO.	MATERIAL DESCRIPTION	RT SPEC	COATING SLASH NO.	COATING S NO.	COATING DESCRIPTION
-3	Polyolefin, semi-rigid	RT-301	/42	S-1017	Adhesive

ORDERING INFORMATION



THIS DRAWING IS SUBJECT TO CHANGE WITHOUT NOTICE; CONSULT YOUR
NEAREST FIELD REPRESENTATIVE FOR CURRENT REVISION

Raychem
RAYCHEM CORPORATION
300 CONSTITUTION DRIVE
MENLO PARK, CALIFORNIA 94025
(415) 361-6055

Revision : ISSUED
Date : 11/16/89

Part Number : 214W252
Description : Boot, Connector