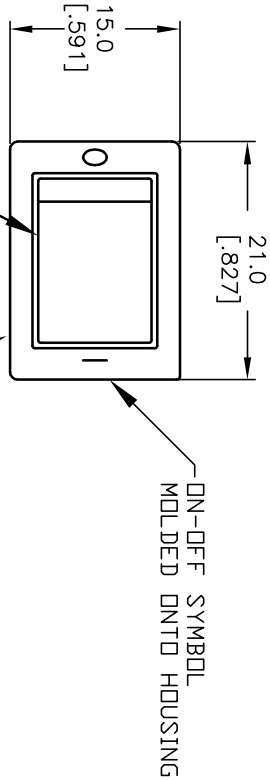
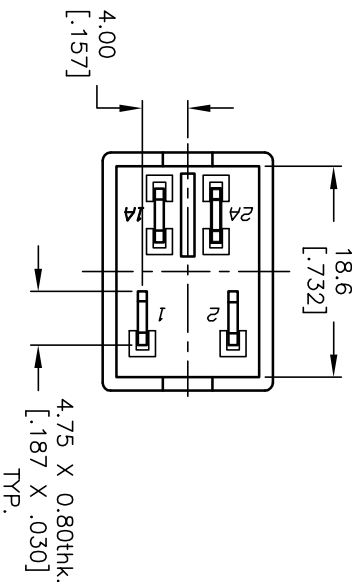
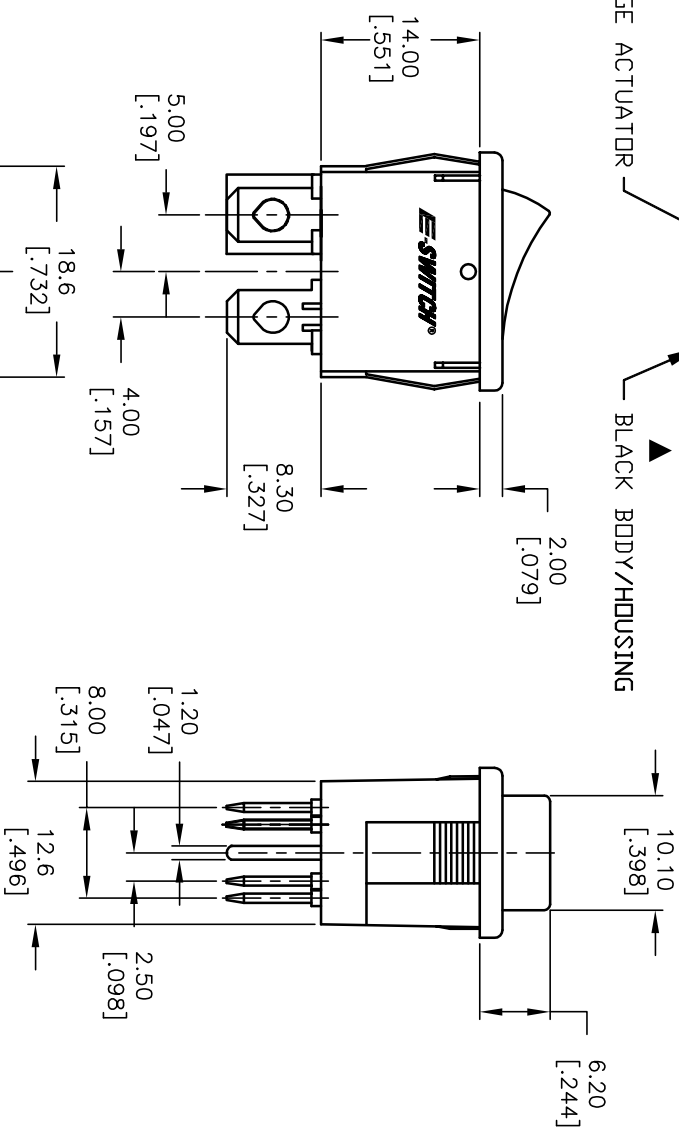


NEON BULB

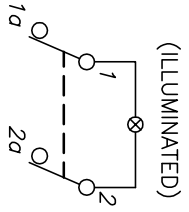
PARAMETERS	SYMBOL	MAX.	UNITS
LAMP VOLTAGE (AC)	V	125	V
STARTUP VOLTAGE	Vs	85	V
CURRENT	I	0.8	mA
SERIES RESISTANCE (125V)	R	68	OHMS



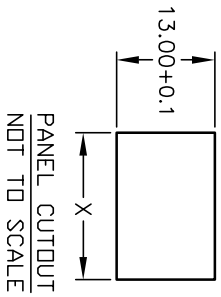
DRANGE ACTUATOR
BLACK BODY/HOUSING



PANEL THICKNESS	X dimension
0.75-1.25 [0.30-0.491]	19.2-0.1 [0.756]
1.25-2.0 [0.49-0.791]	19.4-0.1 [0.764]
2.0-3.0 [0.79-1.18]	19.8-0.1 [0.780]



CIRCUIT: DPST



NOTES:

1. ALL DIMENSIONS IN MM [INCH]
2. GENERAL TOLERANCE: X.X=±0.4
X.XX=±0.25
3. RATING: 6A @250VAC; 9A @125VAC (UL, CSA, VDE)
4(1)A @250VAC
4. LAMP VOLTAGE: 125V (NEON BULB)
5. MATERIAL:
CONTACT SURFACE: Coin Silver, Silver Plate
TERMINAL: Copper Alloy w/ Silver Plate.
6. CONTACT RESISTANCE: 20MILLOHMS TYP. INITIAL
7. INSULATION RESISTANCE: 1000MEG OHMS
8. DIELECTRIC STRENGTH:
>1500V RMS min. @SEA LEVEL
>3000V RMS @SEA LEVEL
9. MECHANICAL LIFE: 50,000 CYCLES.
10. ELECTRICAL LIFE: 10,000 CYCLES.
11. ▲ DENOTES CRITICAL PARAMETER.



A	13350	RELEASED FOR PRODUCTION	8/7/03	AR
REV.	ECN No.	DESCRIPTION	DATE	CHKD

TITLE		SCALE	DATE	DR	DWG	REV
R1973BBLKORGEF1		1.5:1	8/7/03	AR	M400075	A

THE INFORMATION CONTAINED IN THIS DOCUMENT IS PROPRIETARY TO E-SWITCH AND IS NOT TO BE COPIED OR TRANSFERRED