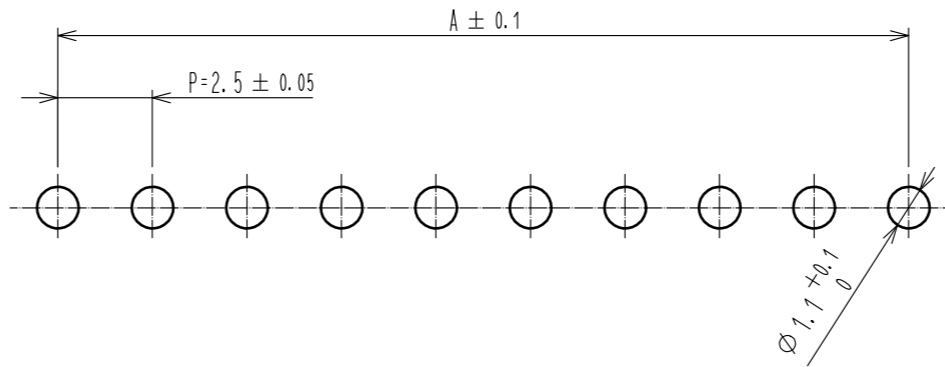
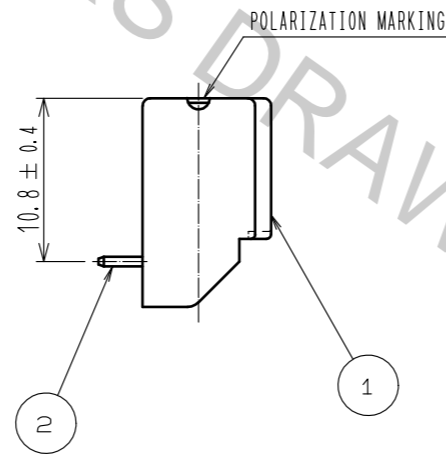
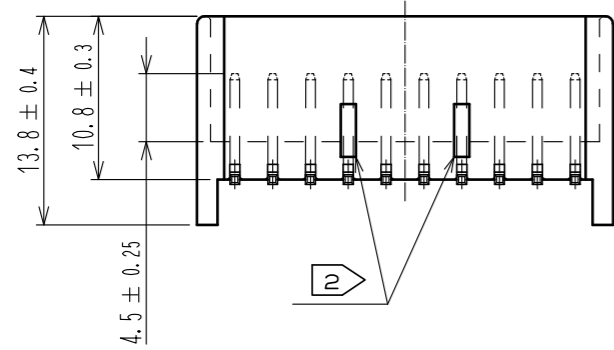


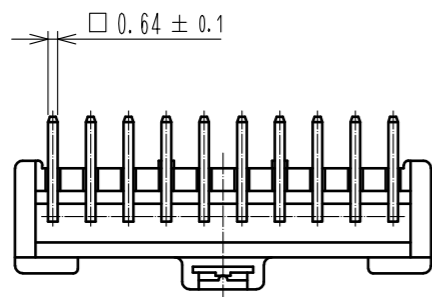
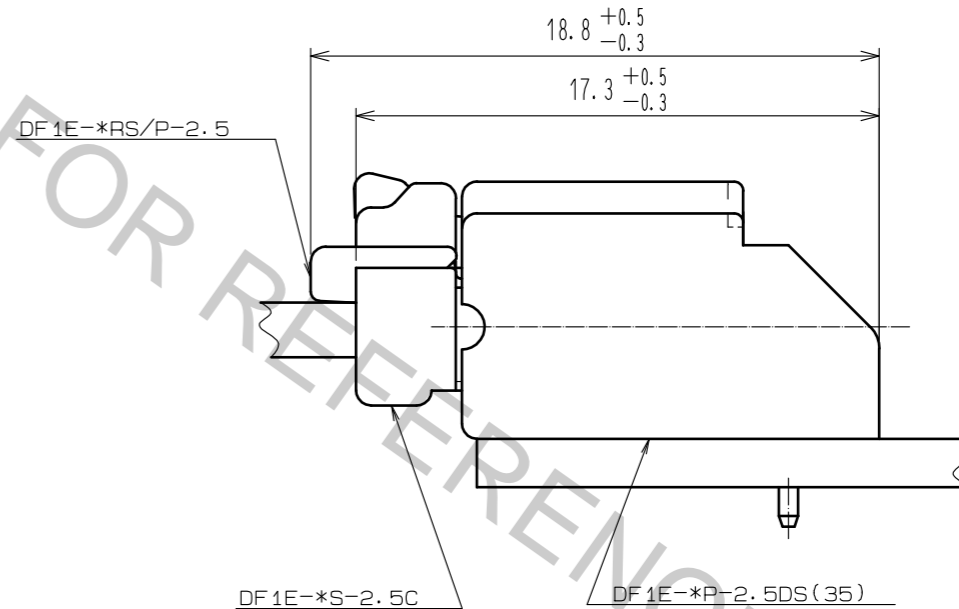
RECOMMENDED PCB LAYOUT(5:1)
(PCB THICKNESS:1.6±0.1)



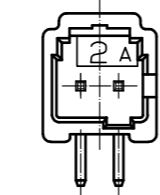
| PART No. | CODE No. | NUMBER OF CONTACT | A | B |
|--------------------|-----------------|-------------------|------|------|
| DF1E- 2P-2.5DS(35) | CL541-0985-0-35 | 2 | 2.5 | 7.5 |
| DF1E- 3P-2.5DS(35) | CL541-0986-3-35 | 3 | 5 | 10 |
| DF1E- 4P-2.5DS(35) | CL541-0987-6-35 | 4 | 7.5 | 12.5 |
| DF1E- 5P-2.5DS(35) | CL541-0988-9-35 | 5 | 10 | 15 |
| DF1E- 6P-2.5DS(35) | CL541-0989-1-35 | 6 | 12.5 | 17.5 |
| DF1E- 7P-2.5DS(35) | CL541-0990-0-35 | 7 | 15 | 20 |
| DF1E- 8P-2.5DS(35) | CL541-0991-3-35 | 8 | 17.5 | 22.5 |
| DF1E- 9P-2.5DS(35) | CL541-0992-6-35 | 9 | 20 | 25 |
| DF1E-10P-2.5DS(35) | CL541-0993-9-35 | 10 | 22.5 | 27.5 |
| DF1E-11P-2.5DS(35) | CL541-0994-1-35 | 11 | 25 | 30 |
| DF1E-12P-2.5DS(35) | CL541-0995-4-35 | 12 | 27.5 | 32.5 |
| DF1E-13P-2.5DS(35) | CL541-0996-7-35 | 13 | 30 | 35 |
| DF1E-14P-2.5DS(35) | CL541-0997-0-35 | 14 | 32.5 | 37.5 |
| DF1E-15P-2.5DS(35) | CL541-0998-2-35 | 15 | 35 | 40 |



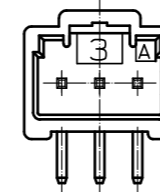
APPLICATION DIAGRAM(4:1)



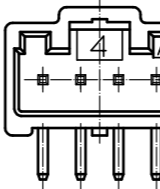
1 FOR DF1E-2P-2.5DS(35)



1 FOR DF1E-3P-2.5DS(35)



1 FOR DF1E-4P-2.5DS(35)



- NOTES
- 1 CONFIGURATION OF DF1E-2P-2.5DS(35), DF1E-3P-2.5DS(35) AND DF1E-4P-2.5DS(35).
 - 2 AND 3 OF CONTACTS MAKE DRAWING FORM (PROJECTION) UNNECESSARY, AND 4 OF CONTACTS CONSIDERED AS ONE PROJECTION IN THE CENTER.
 3. UL(FILE NO.E52653), C-UL(FILE NO.E52653) APPROVED PRODUCT.



| NO. | MATERIAL | FINISH . REMARKS | NO. | MATERIAL | FINISH . REMARKS |
|-----|-----------|---------------------------|-----|----------|---|
| 1 | POLYAMIDE | NATURAL (BEIGE) . UL94V-0 | 2 | BRASS | SURFACE:TIN PLATED 1μm min UNDER PLATING:NICKEL PLATED 0.5μm min |

| UNITS | SCALE | COUNT | DESCRIPTION OF REVISIONS | DESIGNED | CHECKED | DATE |
|-------|-------|-------|----------------------------------|----------|---------|------|
| mm | 2 : 1 | △ | APPROVED : KI. AKIYAMA 15.05.29 | | | |
| | | | CHECKED : TS. FUKUSHIMA 15.05.29 | | | |
| | | | DESIGNED : TS. KUMAZAWA 15.05.29 | | | |
| | | | DRAWN : MI. SAKIMURA 15.05.28 | | | |

| | |
|-------------|--------------------|
| DRAWING NO. | EDC-161951-35-00 |
| PART NO. | DF1E- *P-2.5DS(35) |
| CODE NO. | CL541- |