

Data Sheet



Description:	Suppression Choke SMD		Page:	1 / 3
Customer drawing no.:	N/A	WE iBE drawing no.:	110001270	
Revision - index:	N/A	Revision - index:	F	
			Date:	07.08.2015

Product values:



Mechanical Dimensions (in mm):

- Zeichnung nicht maßstabsgetreu, alle Maße in mm / Drawing not scaled, all dimensions in mm

- Schließwindung nach Wahl des Herstellers / Closing turn according to suppliers choice

- Schnittfläche der Beinchenenden unverzinkt (blank) / Cutting area of pins not tinned (bright)

- Wickel-Mitnehmerabdruck ("Beißerkante") im Bereich der ersten Windung zulässig / Mark of winding hook in the area of first winding permissible

Drawing not true to scale

Electrical parameter:

	@	Value	Tolerance	Unit	Test Condition
Inductance L_0 :	+20 °C	2.72	±20 %	µH	1 kHz / 1 V
Resistance R_{DC} :	+20 °C	6.4	±20 %	mΩ	
Rated current I_{DC} :		10.0*	max.	A	40 K self heating
L drop down 10 % I_{sat} :		17.5	typical	A	$ \Delta L/L < 10 \%$
Operating temperature:		-40 - +170		°C	including self heating

* The specified rated current was measured under laboratory conditions, it might deteriorate due to unpredictable thermal influences of surrounding heat sources. A use without a sufficient heat sink may create excessive heat and could decline the insulation resistance. Do not use products without simulating the thermal conditions of the installations circumstances.

General specification:

	min.	max.	
Storage temperature:	+10 °C	+40 °C	
Moisture sensitivity level (MSL):	1		
Remarks:	- Do not use the product beyond the rated current and rated voltage as this may create excessive heat to prevent smoke and/or burning etc. and deteriorate the insulation resistance.		

Test condition:

Humidity:	33 %	
Ambient temperature:	+20 °C	
Measurement devices:	L	Agilent E4980A or equivalent
	R_{DC}	Burster 2316 or equivalent

Customer:

General release:

Date

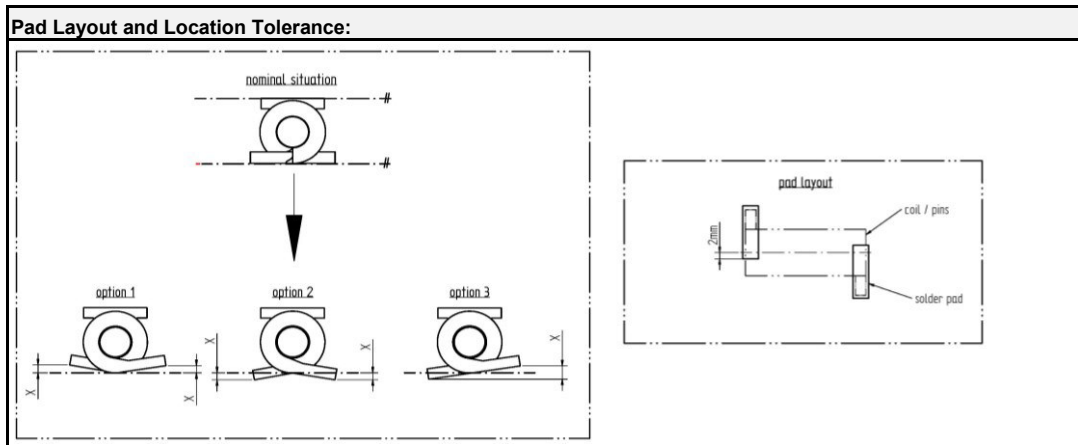
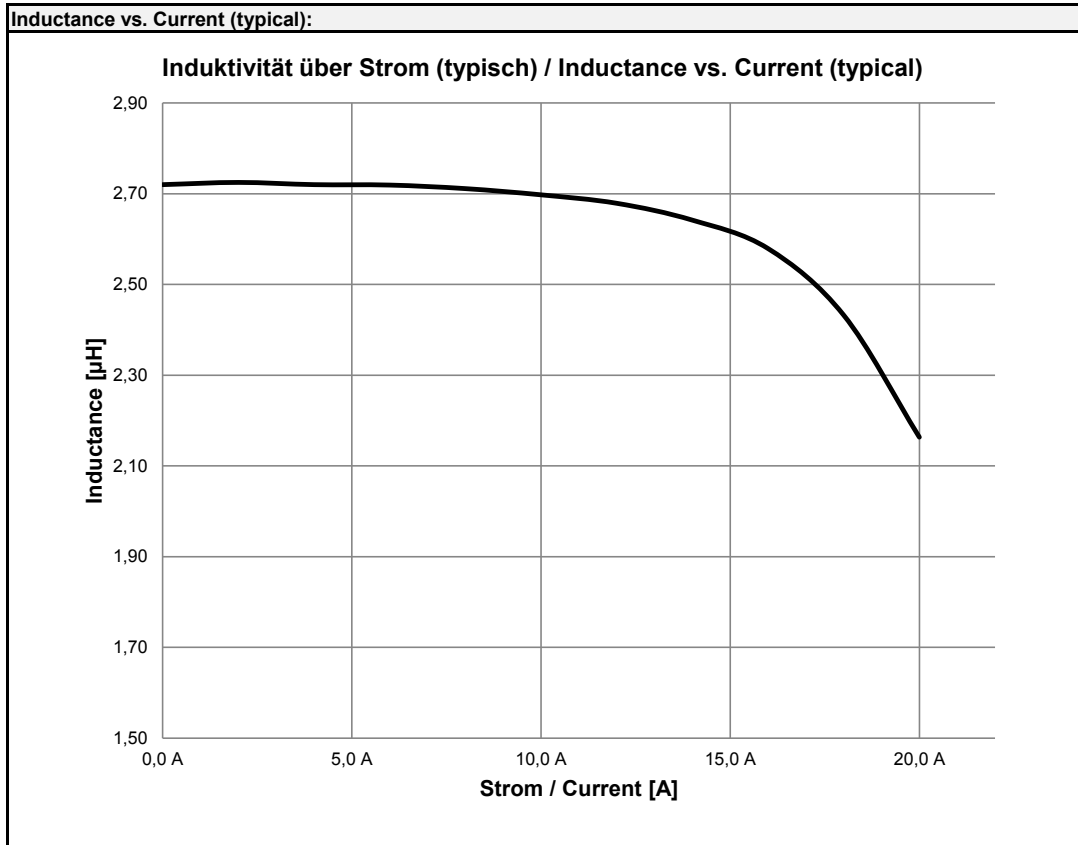
Signature

Würth Elektronik iBE GmbH

D-94136 Thyrnau - Gewerbepark 8 - Germany - Phone (+49) 8501 9001-100 - Fax (+49) 8501 9001-135

Description:	Suppression Choke SMD	Page:	2 / 3
Customer drawing no.:	N/A	WE iBE drawing no.:	110001270
Revision - index:	N/A	Revision - index:	F

Materials & approvals:	
<i>base material:</i>	NiZn
<i>Finishing terminal:</i>	SN100C
<i>Glueing:</i>	Core securely fixed into coil by adhesive
<i>Wire:</i>	CuL \varnothing 0.9 mm DIN IEC 60317; wire endings stripped and tinned
<i>Applicable documents:</i>	ISM0100011 ISM0100010 IS60100003 IS60100002



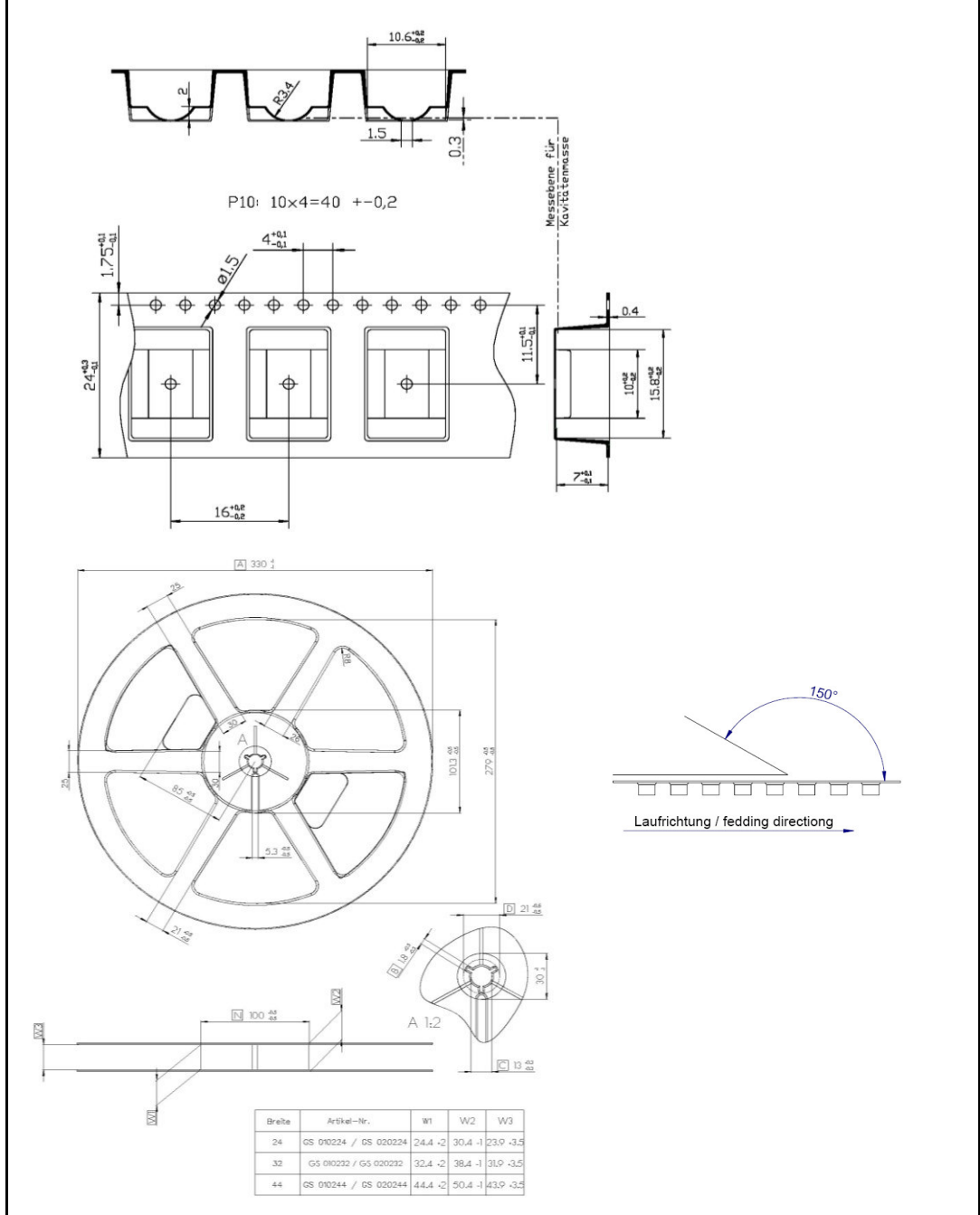
Customer:
General release:

_____ Date

_____ Signature

Description:	Suppression Choke SMD	Page:	3 / 3
Customer drawing no.:	N/A	WE iBE drawing no.:	110001270
Revision - index:	N/A	Revision - index:	F

Rollenspezifikation/ Packaging specification:	
Packaging:	Tape and reel
Tape Material:	Plastic foil
Quantity:	510 pieces per reel
Reel Size:	330 mm



Precautions:
 Although this product is designed for automotive applications and is qualified according AEC-Q 200 we ask you for submitting your application conditions for approval before ordering the product.

Customer:
 General release:

 Date

 Signature