

Contact carriers - SACC-MCI-M12MS-4CON/0,5 - 1440805

Please be informed that the data shown in this PDF Document is generated from our Online Catalog. Please find the complete data in the user's documentation. Our General Terms of Use for Downloads are valid (<http://download.phoenixcontact.com>)



Assembled contact carrier and insulating body with 0.5 m litz wires and crimp contacts

The figure shows the 4-pos. version of the product



Key commercial data

Packing unit	1 1
Custom tariff number	85444290
Country of origin	Germany

Technical data

Ambient conditions

Ambient temperature (operation)	-25 °C ... 85 °C (Plug / socket)
Degree of protection	IP67

General

Rated current at 40°C	4 A
Rated voltage	250 V
Number of positions	4
Contact resistance	≤ 3 mΩ
Insulation resistance	≥ 100 MΩ
Coding	A - standard
Standards/regulations	M12 connector IEC 61076-2-101
Status display	No
Surge voltage category	II
Pollution degree	3
Connection method	Crimp contacts
Mounting type	Front mounting Square flange 25 mm side length

Contact carriers - SACC-MCI-M12MS-4CON/0,5 - 1440805

Technical data

Material

Inflammability class according to UL 94	V0
Contact material	CuZn
Contact surface material	Au
Contact carrier material	PA 66

Cable

Cable type	TPE litz wire
AWG signal line	22
Conductor structure signal line	0.34 mm
Outer sheath, material	TPE
Ambient temperature (operation)	-25 °C ... 85 °C (cable, fixed installation)
	-25 °C ... 85 °C (cable, flexible installation)

Classifications

eCl@ss

eCl@ss 4.0	27250313
eCl@ss 4.1	27250313
eCl@ss 5.0	27143423
eCl@ss 5.1	27143423
eCl@ss 6.0	27143423
eCl@ss 7.0	27449001
eCl@ss 8.0	27449001

ETIM

ETIM 4.0	EC002061
ETIM 5.0	EC002061

UNSPSC

UNSPSC 6.01	31251501
UNSPSC 7.0901	31251501
UNSPSC 11	31251501
UNSPSC 12.01	31251501
UNSPSC 13.2	31251501

Approvals

Approvals

Contact carriers - SACC-MCI-M12MS-4CON/0,5 - 1440805

Approvals



Approvals

GOST / GOST

Ex Approvals

Approvals submitted

Approval details



Accessories

Accessories

Panel mounting base

Flange - SACC-MSQ-M12MS-25-3,2 SCO - 1419959

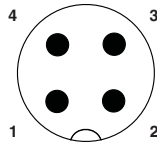


Flange housing, 25 mm x 25 mm

Drawings


Contact carriers - SACC-MCI-M12MS-4CON/0,5 - 1440805

Schematic diagram



Pin assignment M12 plug, 4-pos., A-coded, view plug side

Circuit diagram



Contact assignment of the M12 plug

Dimensioned drawing

