

VPP20-1500

Electrical Specifications (@25C)

- Maximum Power: 30.0VA
- Input: **Series:** 230VAC, 50/60Hz; **Parallel:** 115VAC, 50/60Hz
- Output: **Series¹:** 20.0V CT@ 1.5A; **Parallel²:** 10.0V @ 3.0A
- Voltage Regulation: 25% TYP @ full load to no load
- Temperature Rise: 30C TYP (45C MAX allowed)
- Insulation Resistance: 100MΩ
- Hipot: 4000VAC between primary to secondary and windings to core.
- Recommended Fuse³:
 Series: Littelfuse p/n 313 2HXP, 2.0A 250V, slow blow, ¼ x 1 ¼ or,
 Cooper Bussmann p/n BKMDL-2, 2.0A 250V, ¼ x 1 ¼
 Parallel: Littelfuse p/n 313 4HXP, 4A 250V, slow blow, ¼ x 1 ¼ or,
 Cooper Bussmann p/n BKMDL-4, 4A 250V, ¼ x 1 ¼

Construction:

Dual bobbin construction with an insulated shroud, both made of a high temperature material that exceeds UL flammability requirements.

Safety:

Since the dual bobbin construction effectively reduces capacitance, electrostatic shielding is not required. World Series Transformers are designed and manufactured to meet the following agency approvals:



Agency File:

UL: File E53148, UL 5085-1 and 2 (formerly UL 506), General Purpose.
 UL: File E65390, UL 5085-1 and 3 (formerly UL1585), Class 2/3.
 CSA: File LR 221330. C22.2 NO. 66, General Purpose.
 TUV: File R72103639, EN 60950, (IEC950) information Technology Equipment.

A. Dimensions: Units: In inches

H	W	D	A	B	C	ML	MD	MW
1.562	2.625	2.187	0.550	0.275	1.680	-	1.75	2.187

- B. PIN DIM. : 0.045 SQ
 C. WT Lbs. : 1.15
 D. Mounting Holes: 0.156 dia. x 4

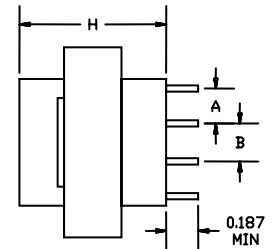
Connections⁴:

Input: Series – Pin 1 to Pin 6, Jumper Pin 4 to Pin 3
 Parallel – Pin 1 to Pin 6, Jumper Pin 1 to Pin 4 and Pin 3 to Pin 6
Output: Series – Pin 7 to Pin 12, Jumper Pin 9 to Pin 10
 Parallel – Pin 7 to Pin 12, Jumper Pin 7 to Pin 10 and Pin 9 to Pin 12

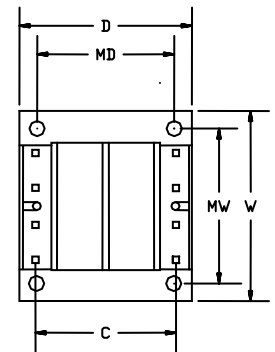
RoHS Compliance: As of manufacturing date February 2005, all standard products meet the requirements of 2011/65/EU, known as the RoHS initiative.

* Upon printing, this document is considered “uncontrolled”. Please contact Triad Magnetics' website for the most current version.

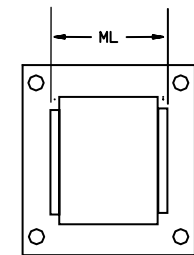
¹ Non-Inherently limited. Class 3.
² Non-Inherently limited. Class 2 not wet, Class 3 wet.
³ Fuse must be used on **secondary** as conditions of acceptability for UL Class2/3 operation.
⁴ Primary and secondary windings are designed to be connected in series or parallel. Winding are not intended to be used independently.



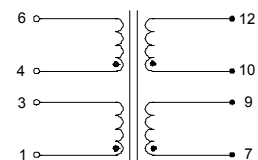
SIDE VIEW



BOTTOM VIEW



TOP VIEW



SCHEMATIC