Restricted to: General Release

USED ON

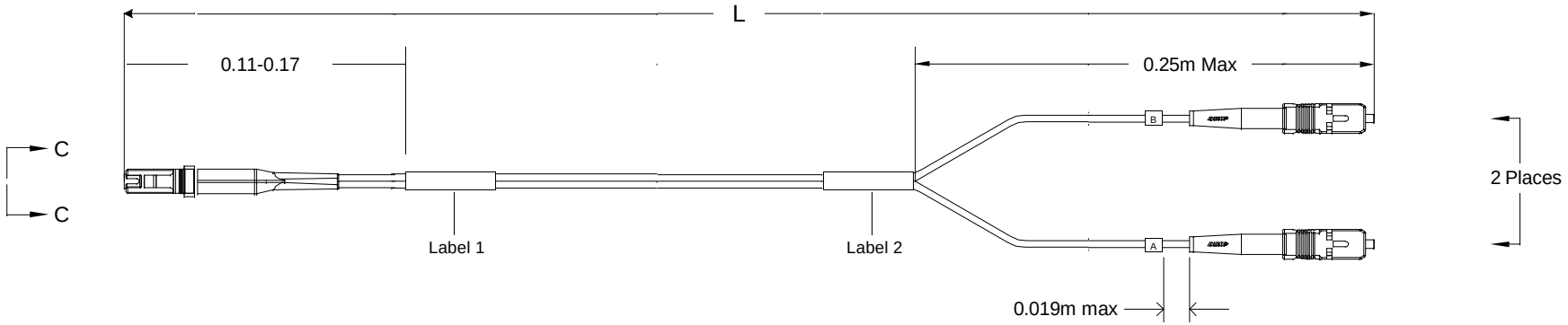

Left Side

Connector(s): MT-RJ (No Pins)
Mode: MM
Housing Color: Black
Geom. Spec: 115-1215

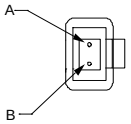

VIEW C-C
NOT TO SCALE

Fiber Path

A - B
B - A

Right Side

Connector(s): SC
Mode: MM
Housing Color: Beige
Geom. Spec: N/A

Notes:

1 Product and Processing must meet requirements of Tyco Electronics Standard 230-702
2 Label 2 will not be present on any cable assembly less than 5 meters long.
3 Includes dust caps (not shown on print).

P	LTR	REVISION RECORD	DATE	DWN	APVD
	C	Rev Per EC# ECR-06-019909	8/17/2006	-	MK

DIMENSIONS: meters

TOLERANCES UNLESS OTHERWISE SPECIFIED:
0 PLC ± -
1 PLC ± -
2 PLC ± -
3 PLC ± -
4 PLC ± -

Customer Print

DWN Cable Assy Configurator		MATERIAL -	HEAT TREAT -
CHK Michael Kepko		AMP Tyco Electronics, Inc. Harrisburg, PA 17105-3608	
APVD Michael Kepko			
NAME FO C/A - 2 fiber, 62.5/125, OFNR (Riser) jacket, MT-RJ (No Pins) to SC			
SCALE NTS	SIZE A2	DRAWING NO C- 6278030	SHEET 1 of 3	REV C

LOC CE
DIST 16

CAC Customer Layout Rev: D

THIS DRAWING IS A CONTROLLED DOCUMENT
DWG NO 6278030

THIS INFORMATION IS CONFIDENTIAL AND PROPRIETARY TO TYCO ELECTRONICS CORPORATION AND ITS WORLDWIDE SUBSIDIARIES AND AFFILIATES. IT MAY NOT BE DISCLOSED TO ANYONE OTHER THAN TYCO ELECTRONICS PERSONNEL, WITHOUT WRITTEN AUTHORIZATION FROM TYCO ELECTRONICS CORPORATION, HARRISBURG, PENNSYLVANIA USA.

Restricted to: General Release

USED ON

Part #	L (meters)	L (feet)	MT-RJ (No Pins), Black IL (dB)	MT-RJ (No Pins), Black RL (dB)	SC, Beige IL (dB)	SC, Beige RL (dB)
0-6278030-1	0.950 - 1.050	3.11 - 3.44	0.5	20	0.5	-
0-6278030-2	1.950 - 2.050	6.39 - 6.72	0.5	20	0.5	-
0-6278030-3	2.950 - 3.050	9.67 - 10.00	0.5	20	0.5	-
0-6278030-4	3.920 - 4.080	12.86 - 13.38	0.51	20	0.51	-
0-6278030-5	4.950 - 5.050	16.24 - 16.56	0.51	20	0.51	-
0-6278030-6	5.920 - 6.080	19.42 - 19.94	0.51	20	0.51	-
0-6278030-7	6.920 - 7.080	22.70 - 23.22	0.51	20	0.51	-
0-6278030-8	7.920 - 8.080	25.98 - 26.50	0.51	20	0.51	-
0-6278030-9	8.850 - 9.150	29.03 - 30.01	0.51	20	0.51	-
1-6278030-0	9.900 - 10.100	32.48 - 33.13	0.52	20	0.52	-
1-6278030-1	10.850 - 11.150	35.59 - 36.58	0.52	20	0.52	-
1-6278030-2	11.880 - 12.120	38.97 - 39.76	0.52	20	0.52	-
1-6278030-3	12.850 - 13.150	42.15 - 43.14	0.52	20	0.52	-
1-6278030-4	13.850 - 14.150	45.43 - 46.42	0.52	20	0.52	-
1-6278030-5	14.850 - 15.150	48.72 - 49.70	0.52	20	0.52	-
1-6278030-6	15.840 - 16.160	51.96 - 53.01	0.52	20	0.52	-
1-6278030-7	16.830 - 17.170	55.21 - 56.33	0.53	20	0.53	-
1-6278030-8	17.820 - 18.180	58.46 - 59.64	0.53	20	0.53	-
1-6278030-9	18.810 - 19.190	61.71 - 62.95	0.53	20	0.53	-
2-6278030-0	19.800 - 20.200	64.96 - 66.27	0.53	20	0.53	-
2-6278030-1	20.790 - 21.210	68.20 - 69.58	0.53	20	0.53	-
2-6278030-2	21.780 - 22.220	71.45 - 72.90	0.53	20	0.53	-
2-6278030-3	22.770 - 23.230	74.70 - 76.21	0.53	20	0.53	-
2-6278030-4	23.760 - 24.240	77.95 - 79.52	0.54	20	0.54	-
2-6278030-5	24.750 - 25.260	81.20 - 82.87	0.54	20	0.54	-
2-6278030-6	25.740 - 26.260	84.44 - 86.15	0.54	20	0.54	-
2-6278030-7	26.730 - 27.270	87.69 - 89.46	0.54	20	0.54	-
2-6278030-8	27.720 - 28.280	90.94 - 92.78	0.54	20	0.54	-
2-6278030-9	28.710 - 29.290	94.19 - 96.09	0.54	20	0.54	-
3-6278030-0	29.700 - 30.300	97.44 - 99.40	0.55	20	0.55	-
3-6278030-1	30.690 - 31.310	100.68 - 102.72	0.55	20	0.55	-
3-6278030-2	31.680 - 32.320	103.93 - 106.03	0.55	20	0.55	-
3-6278030-3	32.670 - 33.330	107.18 - 109.35	0.55	20	0.55	-
3-6278030-4	33.660 - 34.340	110.43 - 112.66	0.55	20	0.55	-
3-6278030-5	34.650 - 35.350	113.68 - 115.97	0.55	20	0.55	-
3-6278030-6	35.640 - 36.360	116.92 - 119.29	0.55	20	0.55	-
3-6278030-7	36.630 - 37.370	120.17 - 122.60	0.56	20	0.56	-
3-6278030-8	37.620 - 38.380	123.42 - 125.91	0.56	20	0.56	-
3-6278030-9	38.610 - 39.390	126.67 - 129.23	0.56	20	0.56	-
4-6278030-0	39.600 - 40.400	129.92 - 132.54	0.56	20	0.56	-
5-6278030-0	49.500 - 50.500	162.40 - 165.68	0.58	20	0.58	-
9-6278030-0	89.100 - 90.900	292.32 - 298.22	0.64	20	0.64	-

Qty	U of M	Description	Item No.
1	piece	HOUSING, CONN, MT-RJ,BLACK	1
1	piece	DUST COVER, MT-RJ	2
1	piece	SPRING, MT-RJ, 3.8 DESIGN	3
1	piece	PIN KEEPER, 3.8MM	4
1	piece	MT-RJ, SPRING PUSH, UNIVERSAL	5
1	piece	CRIMP EYELET, MT-RJ	6
2	piece	LC, SC, FC Straight Boot, Beige	7
0.0139	sheet	Leg Label - "A"	8
0.0139	sheet	Leg Label - "B"	9
1	piece	MT-RJ FERRULE, THERMOPLAST,MM	10
2	piece	SC Simplex Housing, Beige	11
2	piece	2.5mm ferrule cover	12
AR	meter	2 fiber, 62.5/125, 1.8 mm, Twinzip, Orange, OFNR (Riser)	13
1	piece	MT-RJ TwinZip Bend Limiting Boot, Beige	14
2	piece	Eyelet/Shrink tube assembly - White	15
2	piece	CONN SUBASSY, MM, SC 1.6MM	16
2	piece	Trace Label	17

P	LTR	REVISION RECORD	DATE	DWN	APVD
	C	Rev Per EC# ECR-06-019909	8/17/2006	-	MK

DIMENSIONS: meters

TOLERANCES UNLESS OTHERWISE SPECIFIED:
0 PLC ± -
1 PLC ± -
2 PLC ± -
3 PLC ± -
4 PLC ± -

Customer Print

DWN: Cable Assy Configurator
CHK: Michael Kepko
APVD: Michael Kepko
MATERIAL: -
HEAT TREAT: -
AMP Tyco Electronics, Inc. Harrisburg, PA 17105-3608
NAME: FO C/A - 2 fiber, 62.5/125, OFNR (Riser) jacket, MT-RJ (No Pins) to SC
SCALE: NTS
SIZE: A2
DRAWING NO: C- 6278030
SHEET: 2 of 3
REV: C

LOC CE
DIST 16

CAC Customer Layout Rev: D

THIS DRAWING IS A CONTROLLED DOCUMENT.
DWG NO

THIS INFORMATION IS CONFIDENTIAL AND PROPRIETARY TO TYCO ELECTRONICS CORPORATION AND ITS WORLDWIDE SUBSIDIARIES AND AFFILIATES. IT MAY BE DISCLOSED TO OTHERS WITHIN THE TYCO ELECTRONICS PERSONNEL, WITHOUT WRITTEN AUTHORIZATION FROM TYCO ELECTRONICS CORPORATION, HARRISBURG, PENNSYLVANIA 17105.

Restricted to: General Release

Part #	L (meters)	L (feet)	MT-RJ (No Pins), Black IL (dB)	MT-RJ (No Pins), Black RL (dB)	SC, Beige IL (dB)	SC, Beige RL (dB)
9-6278030-7	2.450 - 2.550	8.03 - 8.36	0.5	20	0.5	-
9-6278030-8	1.450 - 1.550	4.75 - 5.08	0.5	20	0.5	-
9-6278030-9	0.460 - 0.540	1.50 - 1.77	0.5	20	0.5	-

Label 1 Per specification 107-1645-1

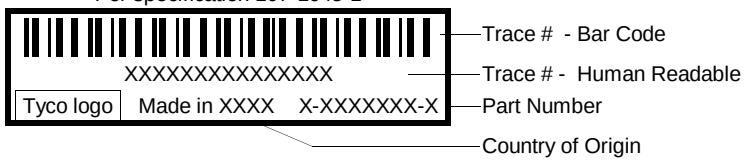

This label is used on all lengths on this drawing.

Label 2 Per specification 107-1645-1

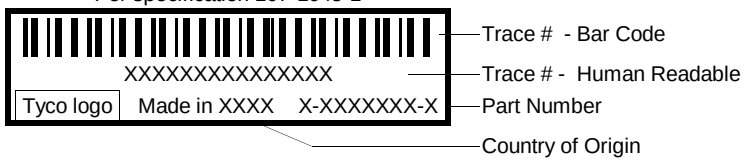

This label is used on all lengths on this drawing.

P	LTR	REVISION RECORD	DATE	DWN	APVD
	C	Rev Per EC# ECR-06-019909	8/17/2006	-	MK

DIMENSIONS: meters

TOLERANCES UNLESS OTHERWISE SPECIFIED:
0 PLC ± -
1 PLC ± -
2 PLC ± -
3 PLC ± -
4 PLC ± -

Customer Print

DWN: Cable Assy Configurator
CHK: Michael Kepko
APVD: Michael Kepko
MATERIAL: -
HEAT TREAT: -
AMP Tyco Electronics, Inc. Harrisburg, PA 17105-3608
NAME: FO C/A - 2 fiber, 62.5/125, OFNR (Riser) jacket, MT-RJ (No Pins) to SC
SCALE: NTS
SIZE: A2
DRAWING NO: C- 6278030
SHEET: 3 of 3
REV: C

LOC: CE
DIST: 16

CAC Customer Layout Rev: D

THIS DRAWING IS A CONTROLLED DOCUMENT.
DWG NO
USED ON
THIS INFORMATION IS CONFIDENTIAL AND PROPRIETARY TO TYCO ELECTRONICS CORPORATION AND ITS WORLDWIDE SUBSIDIARIES AND AFFILIATES. IT MAY NOT BE DISCLOSED TO ANY OTHERS OUTSIDE THE TYCO ELECTRONICS PERSONNEL, WITHOUT WRITTEN AUTHORIZATION FROM TYCO ELECTRONICS CORPORATION, HARRISBURG, PENNSYLVANIA 17105.