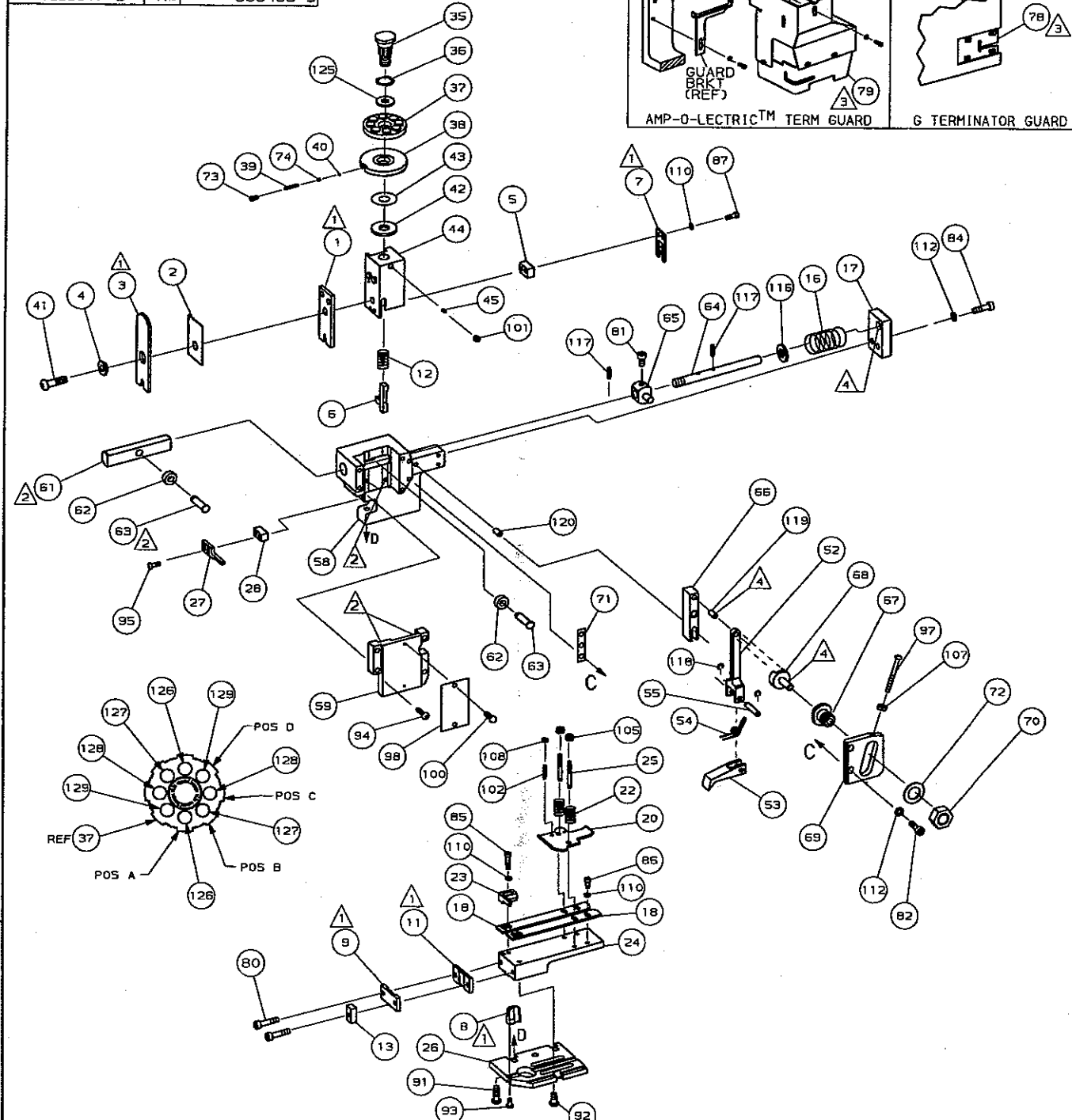
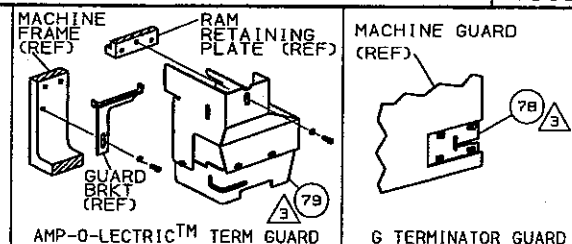


DRAWING MADE IN THIRD ANGLE PROJECTION

1385841 1385841

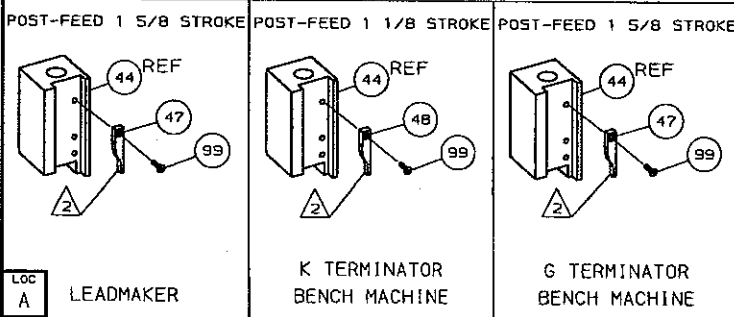
/Home/us/52641

PART NUMBER	REV	FIRST USED
1385841-1	A	122500-1
1385841-2	A	565435-5



TERMINAL NAME: .187 POS LOCK-EX			
PAD LTR	AMP TERMINAL		AMP CRIMP SPECS
	CRIMP HEIGHT	WIRE SIZE	
A	.041 ± .002 [1.04 ± 0.05mm]	0.5mm ²	
B	.040 ± .002 [1.02 ± 0.05mm]	0.3mm ²	
C	.037 ± .002 [0.94 ± 0.05mm]	0.2mm ²	
D	.035 ± .002 [0.89 ± 0.05mm]	0.15mm ²	
CRIMP	SIZE	TYPE	RANGE
WIRE	.062 [1.57mm]	F	0.15-0.5mm ²
INSUL	.140 [3.56mm]	F	.051-.142

QTY REQD PER ASSY	TERM	APPL SPEC	FEED	APPL INSTRUCTION	SET UP GAGE	LAYOUT	ITEM NO
2	2	-	C	6-354779-3	PIN, WIRE DISC (.3305)D		129
2	2	-	C	5-354779-8	PIN, WIRE DISC (.3280)C		128
2	2	-	C	5-354779-1	PIN, WIRE DISC (.3245)B		127
2	2	-	C	4-354779-8	PIN, WIRE DISC (.3230)A		126
1	1	-	A	986950-1	WASHER, FLAT PRECISION		125
1	1	-	A	217238-1	GENERAL INSTRUCTION PACKAGE		124
1	1	-	-	4088039	EF APPL INST 408-8039		123
							122
							121
REF	REF	-	A	1-21030-7	PIN, DOWEL (φ.187x1.50)H5G		120
REF	REF	-	A	1-21030-1	PIN, DOWEL (φ.187x.50)LEVER		119
REF	REF	-	A	21045-3	RING, RET' C (φ.187)FD PIN		118
REF	REF	-	A	5-21028-1	PIN, STD SPRING (φ.12)FD ADJ ROD		117
REF	REF	-	A	21899-4	WASHER, FLAT (φ5/16) SCR ADJ		116
							115
							114
							113
REF	REF	-	A	21024-5	WASHER, LOCK (NO. 10) FD ROD GDE		112
							111
7	7	-	A	21024-4	WASHER, LOCK (NO. 8) SHEAR BL		110
							109
2	2	-	A	21018-4	NUT, HEX (4-40) DRAG		108
REF	REF	-	A	21018-5	NUT, HEX (6-32) FD ADJ PL		107
							106
2	2	-	A	21022-2	NUT, HEX SL (8-32) DRAG STUD		105
							104
							103
2	2	-	A	2-21006-6	SCR, SKT SET (4-40x.62) DRAG		102
1	1	-	A	21009-2	SCR, SKT SET (1/4-20x.25) RAM		101
2	2	-	A	21017-2	SCR, DRIVE (φ2x.19) ID PLATE		100
1	1	-	A	1-21002-7	SCR, BHC (6-32x.38) CAM		99
1	1	-	B	451264-1	PLATE, IDENTIFICATION		98
REF	REF	-	A	6-23715-5	SCR, PAN HD (6-32x1.50) FEED ADJ		97
							96
2	2	-	A	2-21002-2	SCR, BHC (8-32x.50) STRIPPER		95
REF	REF	-	A	2-21002-9	SCR, BHC (10-32x.75) HSG CAP		94
1	1	-	A	22733-8	SCR, BHC (8-32x.38) LW ANVIL		93
4	4	-	A	3-21002-3	SCR, BHC (1/4-20x.50) ST GD PL		92
REF	REF	-	A	2-22733-8	SCR, BHC (1/4-20x.62) BASE PL		91
							90
							89
							88
2	2	-	A	2-21000-7	SCR, SHC (8-32x.50) SLUG BLADE		87
3	3	-	A	2-21000-6	SCR, SHC (8-32x.32) STRIP GUIDE		86
2	2	-	A	2-21000-9	SCR, SHC (8-32x.75) R STRIP GUIDE		85
REF	REF	-	A	3-21000-7	SCR, SHC (10-32x.75) FEED ROD GDE		84
							83
REF	REF	-	A	3-21000-6	SCR, SHC (10-32x.62) FEED ADJ PL		82
REF	REF	-	A	3-21000-4	SCR, SHC (10-32x.38) PIVOT BLOCK		81
2	2	-	A	3-21002-0	SCR, BHC (10-32x.88) SHEAR PL		80
REF	-	-	A	455745-1	GUARD, WINDOW		79
-	REF	-	A	679532-1	INSERT, GUARD		78
							77
							76
							75
1	1	-	A	690603-1	SPRING, ASSIST		74
1	1	-	A	23030-1	SCR, SKT CAP (6-32x.25) CP DSC		73
REF	REF	-	A	458109-1	WASHER, FLAT (SPECIAL)		72
REF	REF	-	A	690517-1	SPACER		71
							70
							69
							68
							67
							66
							65
							64
							63
							62
							61
							60
							59
							58
							57
							56
							55
							54
							53
							52
							51
							50
							49
1	-	-	B	690501-3	CAM, POST FEED 1 1/8 ST		48
-	1	-	B	690501-4	CAM, POST-FEED 1 5/8 ST		47
							46
1	1	-	A	690191-1	PLUG, NYLON		45
1	1	-	C	455674-1	RAM		44
1	1	-	A	690125-1	WASHER, LAMINATED		43
1	1	-	A	690124-1	WASHER, RAM		42
1	1	-	A	7-21002-7	BOLT, CRIMPER (5/16-24x1.00)		41
1	1	-	A	23241-6	BALL, STEEL		40
1	1	-	A	690170-1	SPRING, COMPRESSION		39
1	1	-	C	1-690142-0	DISC, INSULATION		38
1	1	-	D	354777-1	DISC, WIRE		37
1	1	-	A	22480-5	WASHER, SPRING		36
1	1	-	B	690212-1	POST, RAM		35
							34
							33
1	1	-	D	458980-1	APPLICATOR, BASIC (SUB ASSY)		32
							31
							30
							29
1	1	-	B	3-690451-2	SPACER, STRIPPER		28
1	1	-	A	240639-1	STRIPPER		27
REF	REF	-	C	455676-1	PLATE, BASE		26
2	2	-	A	22354-8	DRAG, STUD		25
1	1	-	B	455678-1	PLATE, STRIP GUIDE		24
1	1	-	C	240825-2	PLATE, STRIP HOLD DOWN		23
2	2	-	A	4-22281-1	SPRING, DRAG		22
							21
1	1	-	A	454177-1	DRAG, STOCK		20
							19
2	2	-	C	454204-3	GUIDE, STRIP (FRONT)		18
REF	REF	-	A	454178-1	GUIDE, FEED ROD		17
REF	REF	-	A	6-22284-4	SPRING, FEED RETURN		16
							15
							14
1	1	-	C	690481-4	SPACER, HOLD DOWN		13
1	1	-	A	23846-1	SPRING, HOLD DOWN		12
1	1	-	B	240644-1	PLATE, REAR SHEAR		11
							10
1	1	-	B	690482-6	PLATE, FRONT SHEAR		9
1	1	-	D	7-356038-6	ANVIL		8
1	1	-	B	2-690474-5	BLADE, SLUG		7
1	1	-	D	2-455892-2	HOLD DOWN, TERMINAL		6
1	1	-	C	240641-1	SPACER, SLUG BLADE		5
1	1	-	B	1-238009-4	SPACER, BLOCK CRIMPER		4
1	1	-	C	8-456134-2	CRIMPER, INSULATION		3
1	1	-	B	1-455888-5	SPACER, CRIMPER		2
1	1	-	C	3-456403-4	CRIMPER, WIRE		1



- 1 RECOMMENDED SPARE PARTS.
- 2 GREASE LIGHTLY.
- 3 GUARD MUST BE IN PLACE WHEN OPERATING APPLICATOR IN A BENCH MACHINE.
- 4 LUBRICATE DAILY USING NO. 20 MACHINE OIL.
- 5. ITEMS WITH QTY OF REF SPECIFIED (EXCEPT ITEMS 78 AND 79) ARE USED ON ITEM 32.
- 6 ITEM 78 USED WITH G TERMINATOR ONLY.
- 7 FEED OFF INS. LEGS

LOC A LEADMAKER
 DIST 66
 K TERMINATOR BENCH MACHINE
 G TERMINATOR BENCH MACHINE

QTY REQD PER ASSY	REV	U/M	DWG SIZE	PART NO	DESCRIPTION	ITEM NO
	-2	-1	U/M			

QTY REQD PER ASSY		PARTS LIST	

DIMENSIONS IN INCHES. DO NOT SCALE PRINT. TOLERANCES UNLESS OTHERWISE SPECIFIED.		PARTS LIST	
MATL	HT TR	FIN	
DR 220CT04 APP 220CT04	C.R.E(CHELDERFER)	T.ELBIN	
2 PLC DEC ±	3 PLC DEC ±	4 PLC DEC ±	
ANGLES ±	SURF TEXTURE	REMOVE BURRS, BREAK SHARP EDGES R.015 MAX	

NAME	END FEED HDM APPLICATOR	MACHINE REF	MINI APPL
SCALE	D	DWG NO	1385841
		SHEET	1 of 1
		REV	A

00779 CUSTOMER AND ASSEMBLY DRAWING

THIS DRAWING IS A CONTROLLED DOCUMENT.

THIS DRAWING IS UNCONTROLLED. RELEASED FOR INFORMATION BY AMP INCORPORATED. ALL RIGHTS RESERVED.