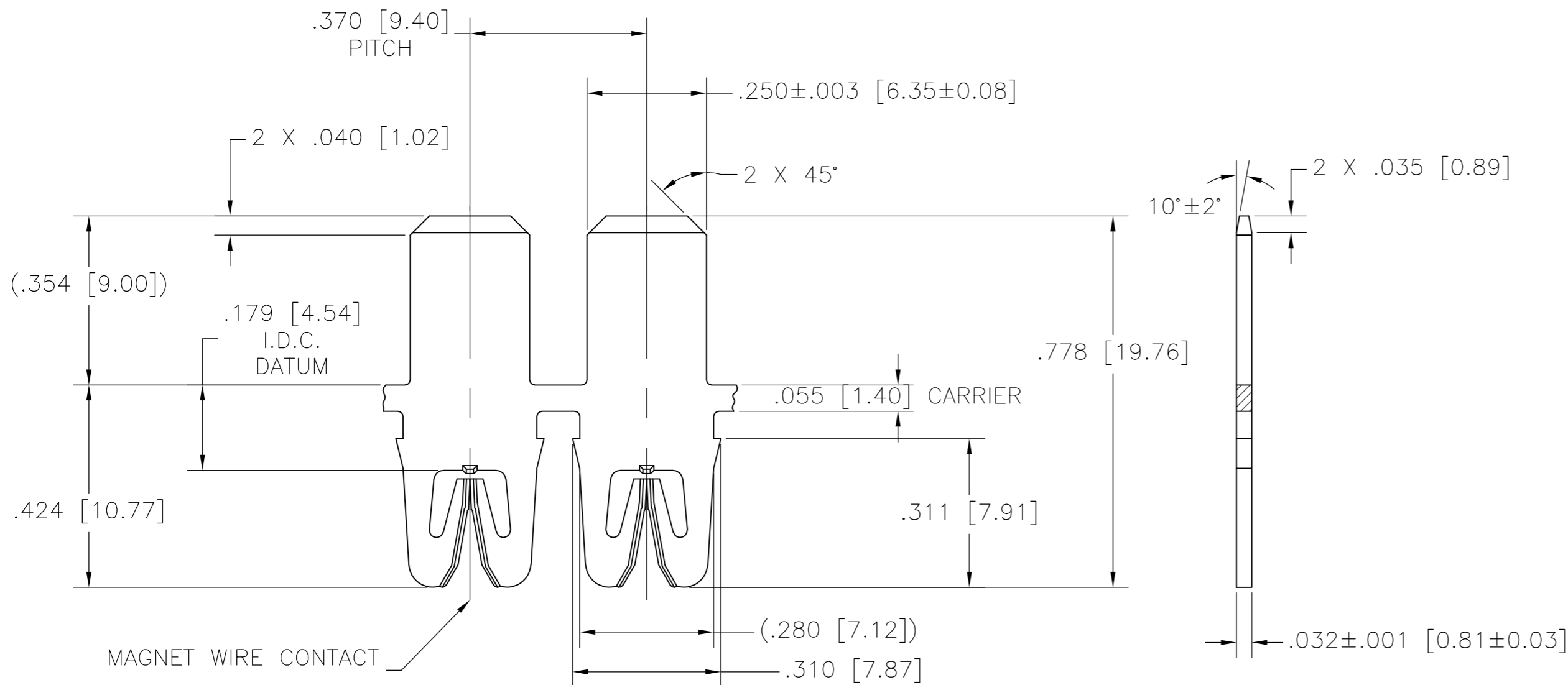
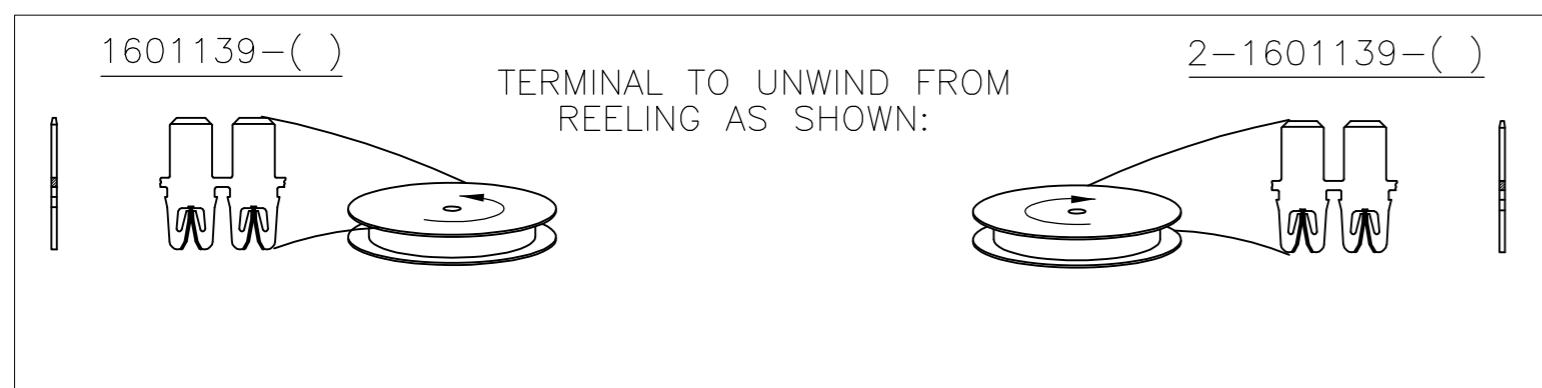
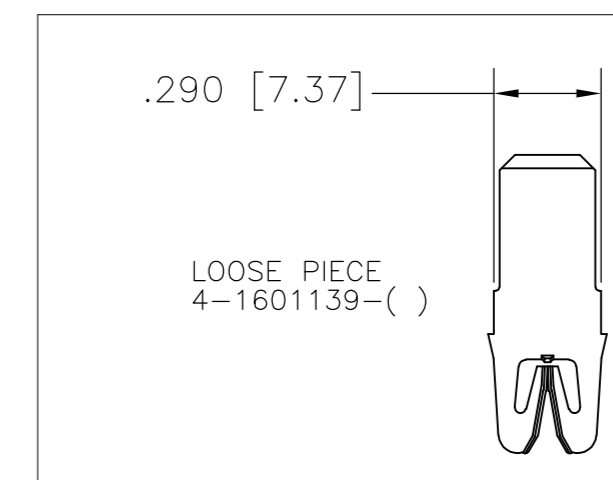


THIS DRAWING IS UNPUBLISHED. RELEASED FOR PUBLICATION  
 © COPYRIGHT BY TYCO ELECTRONICS CORPORATION. ALL RIGHTS RESERVED.

LOC	DIST	REVISIONS					
AF	50	P	LTR	DESCRIPTION	DATE	DWN	APVD
		F1		REVISED PER ECR-07-029275	10DEC07	HMR	GJ



- 1 SPECIFICATIONS:  
MAGNET WIRE #12 - #23 AWG,  
2.06mm (.081")-0.56mm (.022") DIA COPPER.  
OTHER SIZES MAY BE ACCOMMODATED,  
CONSULT TYCO ELECTRONICS FOR APPROVAL.
- 2 POCKET RECOMMENDATION: #1601438
- 3 TERMINAL APPLICATION TO COMPLY WITH TYCO ELECTRONICS  
SPECIFICATION 114-13210 FIGURE 4.
- 4 PRELIMINARY - NOT FOR PRODUCTION.



FINISH	MATERIAL	PART NUMBER
UNPLATED	1/2 HARD COPPER ALLOY	2-1601139-3
PRE-TIN PLATE	SPRING HARD BRASS	2-1601139-2
UNPLATED	SPRING HARD BRASS	2-1601139-1
PRE-TIN PLATE	SPRING HARD BRASS	1601139-2
UNPLATED	SPRING HARD BRASS	1601139-1

THIS DRAWING IS A CONTROLLED DOCUMENT.		DWN J.WELLER 22FEB2002	Tyco Electronics Corporation Harrisburg, PA 17105-3608	
DIMENSIONS: INCHES		CHK M.FEHER 25FEB02	NAME	
TOLERANCES UNLESS OTHERWISE SPECIFIED:		APVD G. JACONO 25FEB02	PRODUCT SPEC	
0 PLC ± -		108-2239		MEDIUM RANGE WIRE TO .250 X .032 TAB SIAMEZE TERMINAL
1 PLC ± -		APPLICATION SPEC		
2 PLC ± .01[0.25]		SIZE		RESTRICTED TO
3 PLC ± .005[0.13]		A2 00779		
4 PLC ± -		DRAWING NO		SCALE 4:1 SHEET 1 OF 1 REV F1
ANGLES ± 2°		C=1601139		
MATERIAL SEE TABLE	FINISH SEE TABLE	WEIGHT -	CUSTOMER DRAWING	