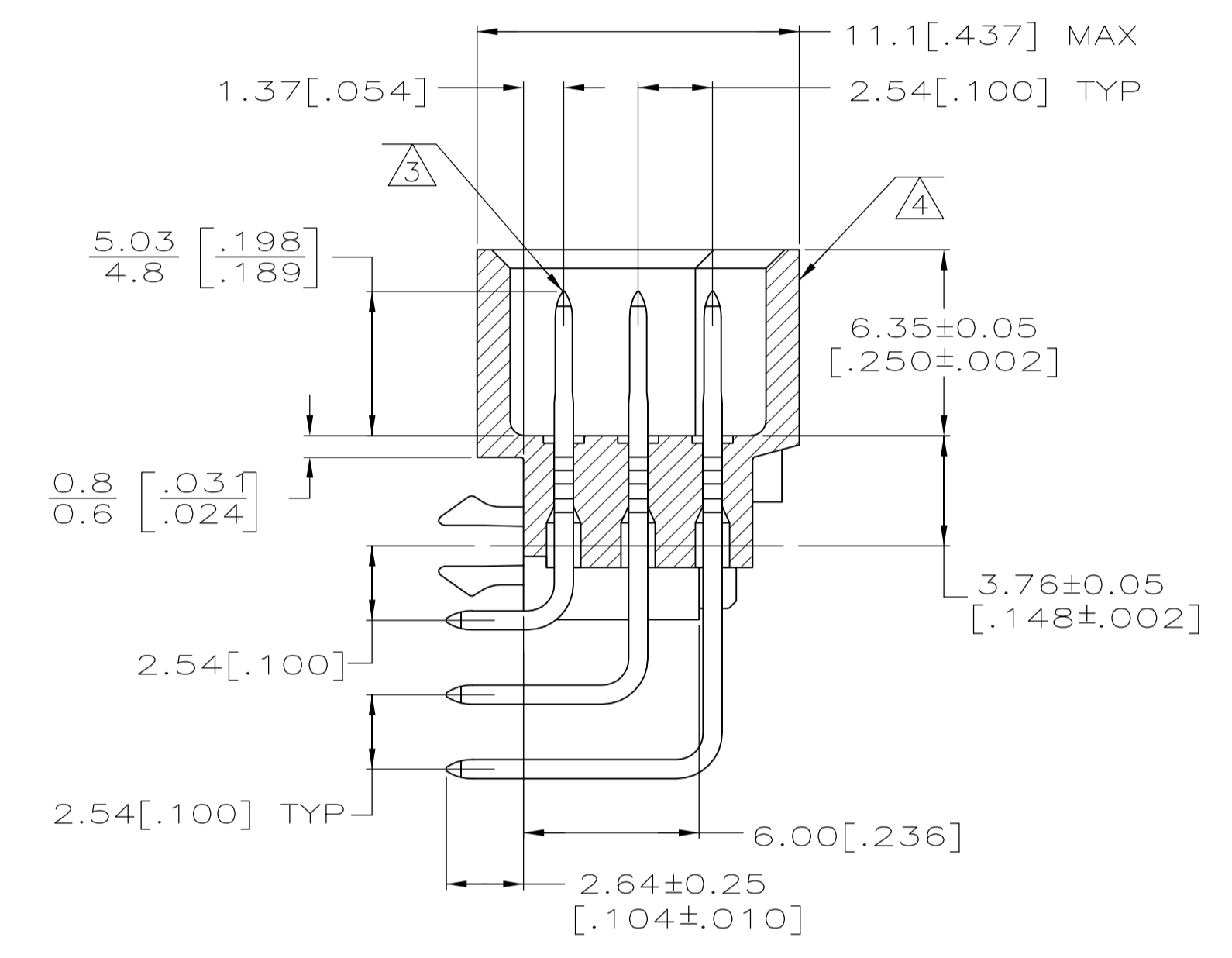
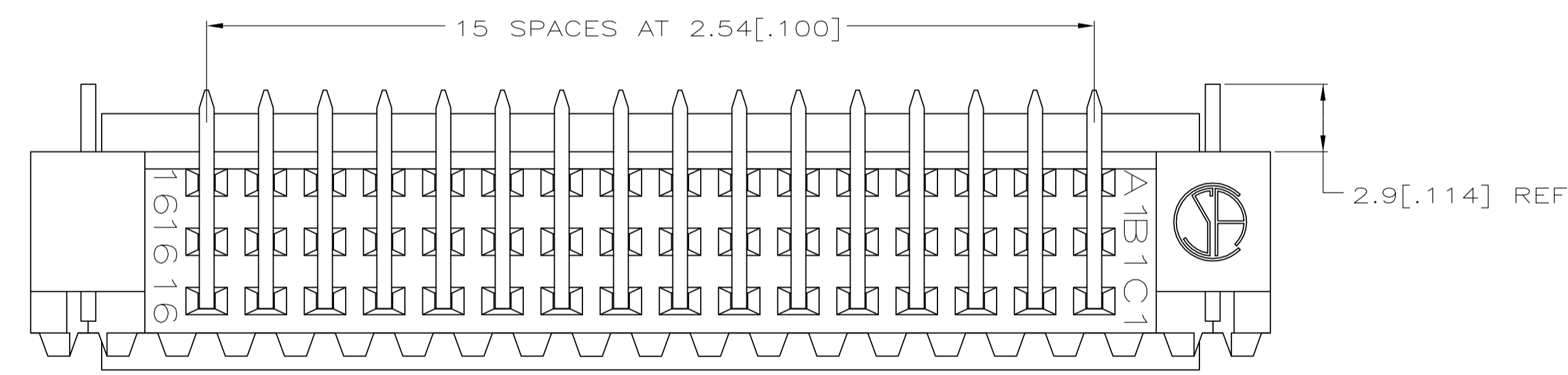
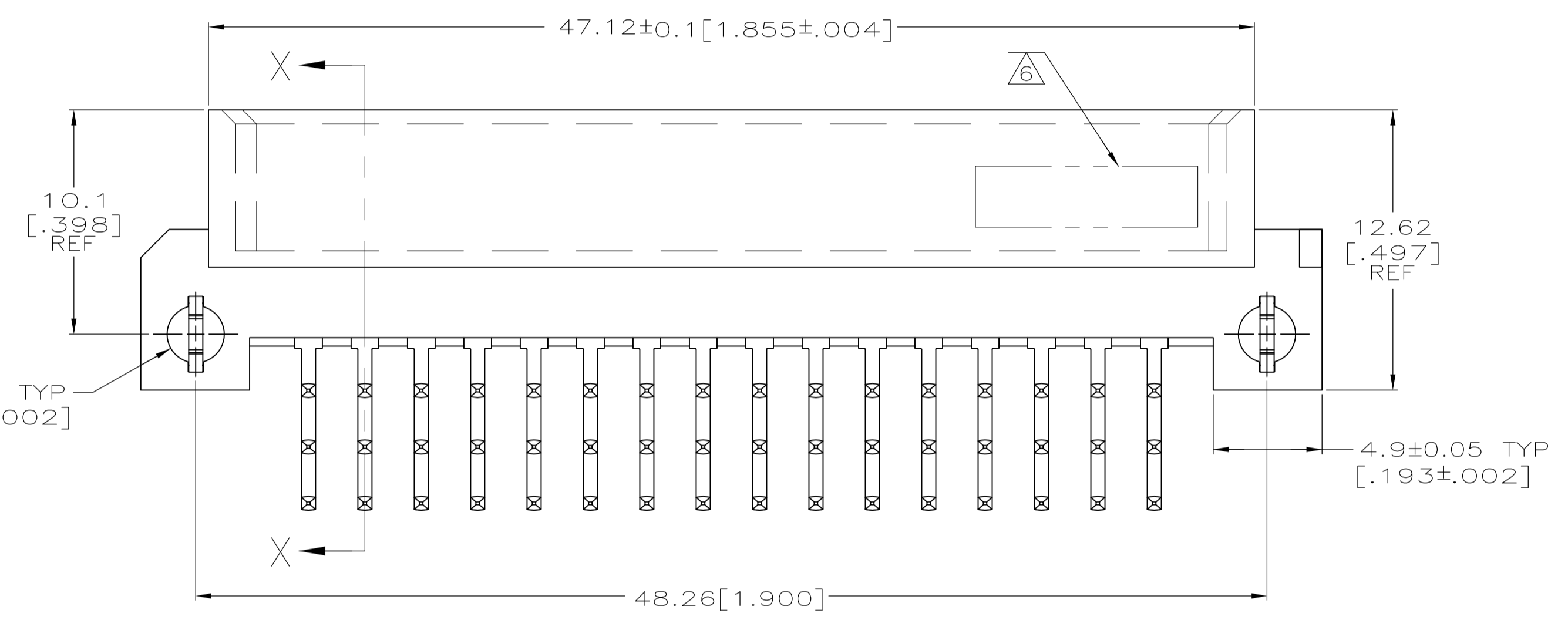
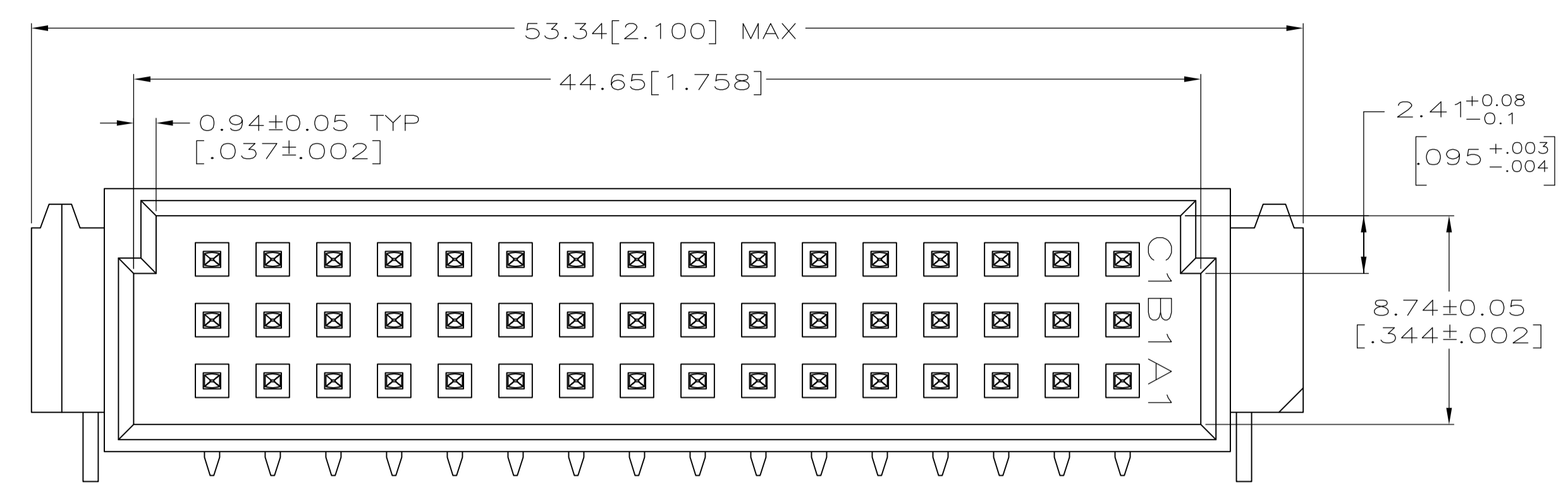
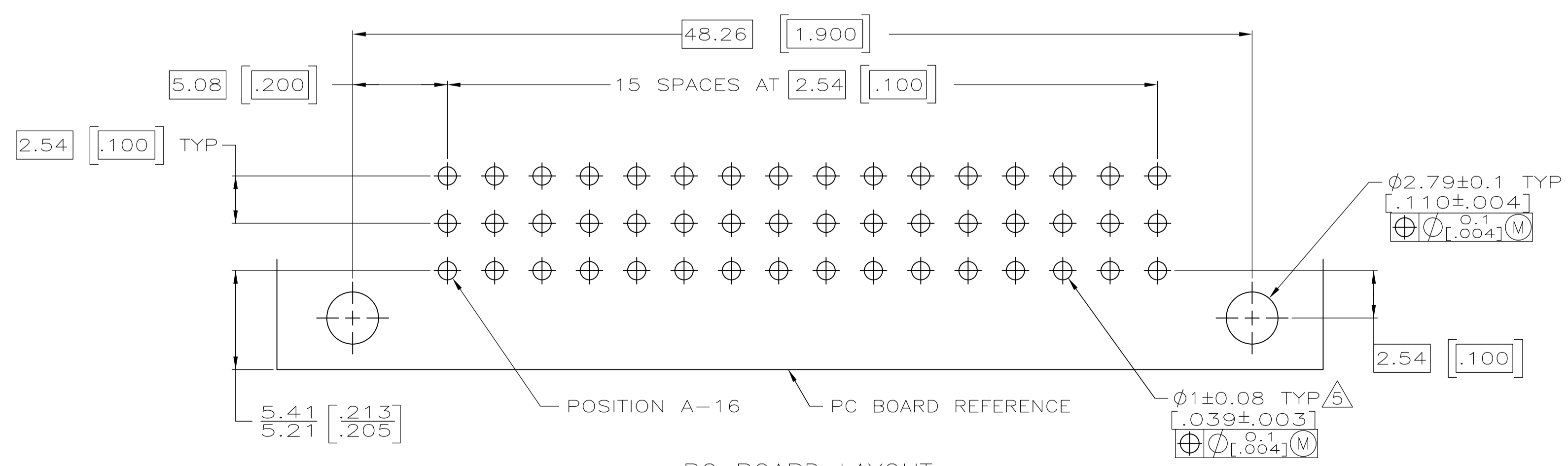


| LOC | | DIST | | REVISIONS | | | |
|-----|-----------------------|-----------|-----|-----------|--|--|--|
| P | LTR | DATE | DMN | APVD | | | |
| 01 | REV PER ECO-07-001967 | 03MAY2007 | BC | AS | | | |

- ① HOUSING MATERIAL: GLASS-FILLED POLYMER.
- ② POST MATERIAL: COPPER ALLOY.
- ③ POST FINISH: DIN 41612 CLASS 2 IN CONTACT AREA. TIN PLATE ON POSTS.
- ④ MARKING ON THIS SIDE.
- ⑤ RECOMMENDED HOLE SIZE FOR MANUAL APPLICATION OF CONNECTOR ONTO PC BOARD.
- ⑥ [PART NUMBER, DATE CODE] MARKED THIS APPROXIMATE AREA.



SECTION X-X



PC BOARD LAYOUT
 RECOMMENDED PC BOARD THICKNESS 1.57[.062]

| | | | | | |
|------------------|---|---|---|------------------------|------------------|
| 1-16 | X | X | X | 48 | 5650916-5 |
| POSITIONS LOADED | C | B | A | NO. OF LOADED POSITION | ASSY PART NUMBER |
| | | | | | |

| | | | | | |
|--|-------------|--|-----|--|----------------------|
| THIS DRAWING IS A CONTROLLED DOCUMENT. | | DIN J. POLIGNONE DSMAY05 | | Tyco Electronics Corporation Harrisburg, Pa 17105-3608 | |
| DIMENSIONS: mm [INCHES] | | TOLERANCES UNLESS OTHERWISE SPECIFIED: | | NAME: ASSEMBLY, PIN, EUROCARD, TYPE 1/2C, 48 POSITION, .104 SOLDER POST WITH BOARD LOCKS | |
| 0 PLC | ± - | 1 PLC | ± - | 2 PLC | ± - |
| 3 PLC | ± 0.1[.005] | 4 PLC | ± - | ANGLES | ± - |
| MATERIAL | ① ② | FINISH | ③ | SIZE | CAGE CODE DRAWING NO |
| | | | | A1 | 00779 C=5650916 |
| CUSTOMER DRAWING | | SCALE | 5:1 | SHEET | 1 OF 1 |
| | | REV | 01 | | |