

4

3

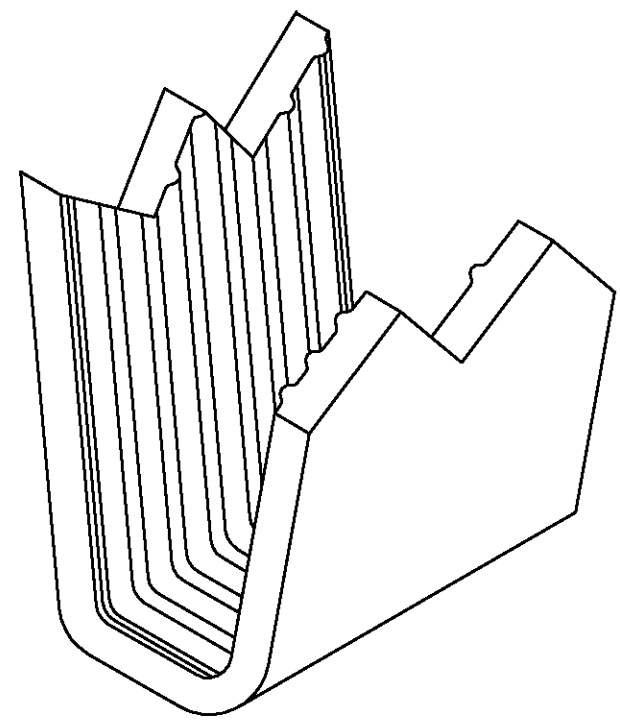
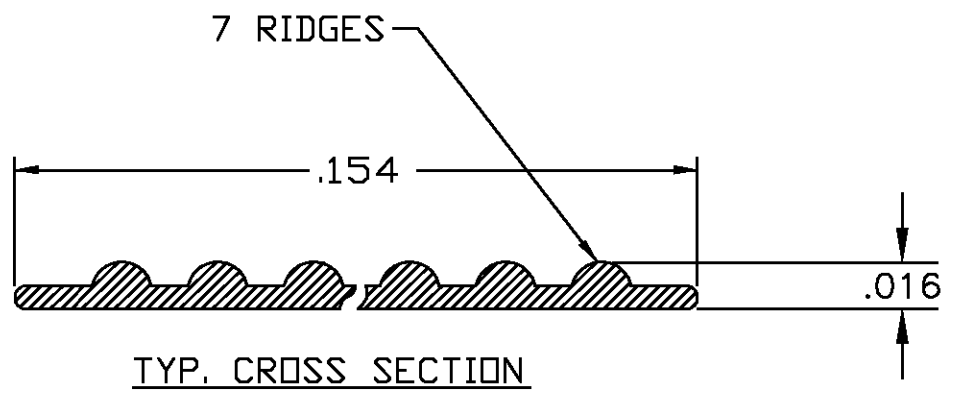
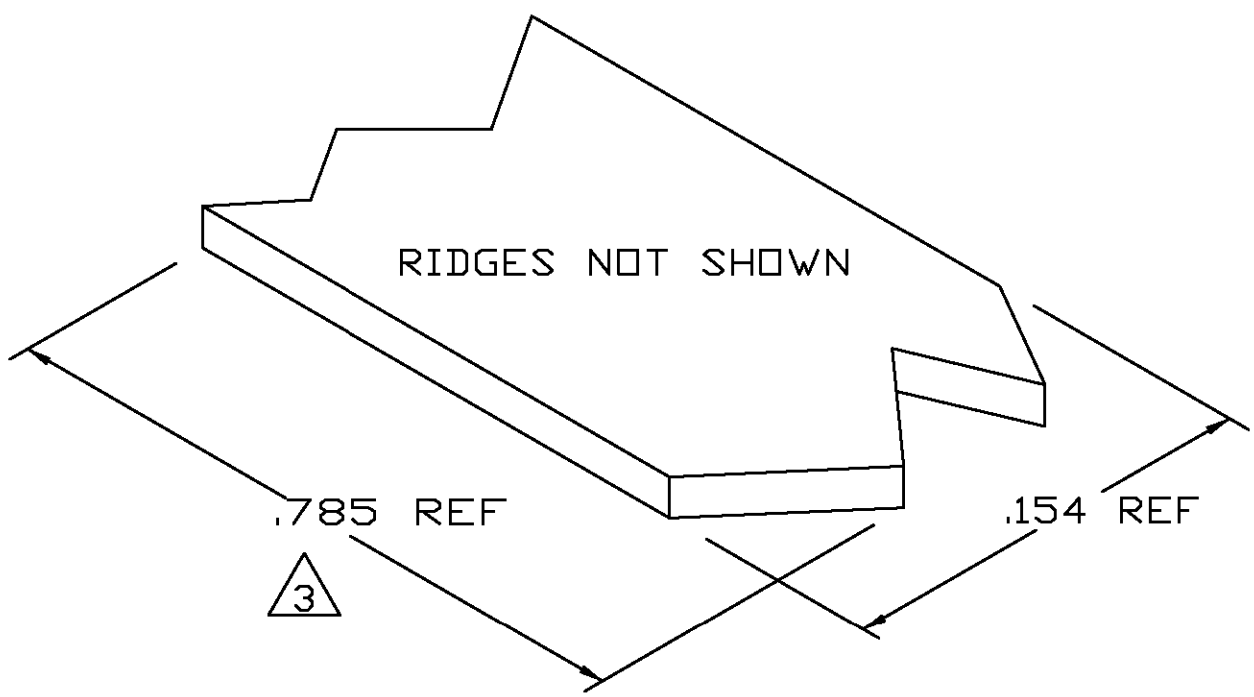
2

1

THIS DRAWING IS UNPUBLISHED. RELEASED FOR PUBLICATION  
 © COPYRIGHT - BY TYCO ELECTRONICS CORPORATION. ALL RIGHTS RESERVED.

LOC	DIST	REVISIONS			
P	LTR	DESCRIPTION	DATE	DWN	APVD
AF	50	0	TRANSFERED TO TYCO FORMAT	26SEP02	MF EH

- 1 CRIMPBAND MATERIAL PROVIDED IN CONTINUOUS STRIP.
- 2 REFERENCE DESCRIPTIVE PART NUMBER L200/202D16B.
- 3 BLANK LENGTH DETERMINED BY 200/202 TOOLSET.



PARTIAL FORMED VIEW (REF)  
 FORMED BY APPLICATION TOOLING

1601764-1  
 PART NUMBER

THIS DRAWING IS A CONTROLLED DOCUMENT.		DWN MICHAEL S. FEHER 26SEP2002	Tyco Electronics Corporation Harrisburg, PA 17105-3608	
DIMENSIONS: INCHES		CHK EDWARD HOWARD 26SEP2002	NAME -	
		APVD EDWARD HOWARD 26SEP2002	PRODUCT SPEC -	
TOLERANCES UNLESS OTHERWISE SPECIFIED:		APPLICATION SPEC -		
0 PLC ± - 1 PLC ± - 2 PLC ± - 3 PLC ± .005 4 PLC ± - ANGLES ± -		SIZE A3		
MATERIAL UNS C26000 BRASS	FINISH NONE	WEIGHT -	CAGE CODE 00779	DRAWING NO 1601764
CUSTOMER DRAWING			RESTRICTED TO -	SCALE 1:1
			SHEET 1	OF 1
			REV 0	