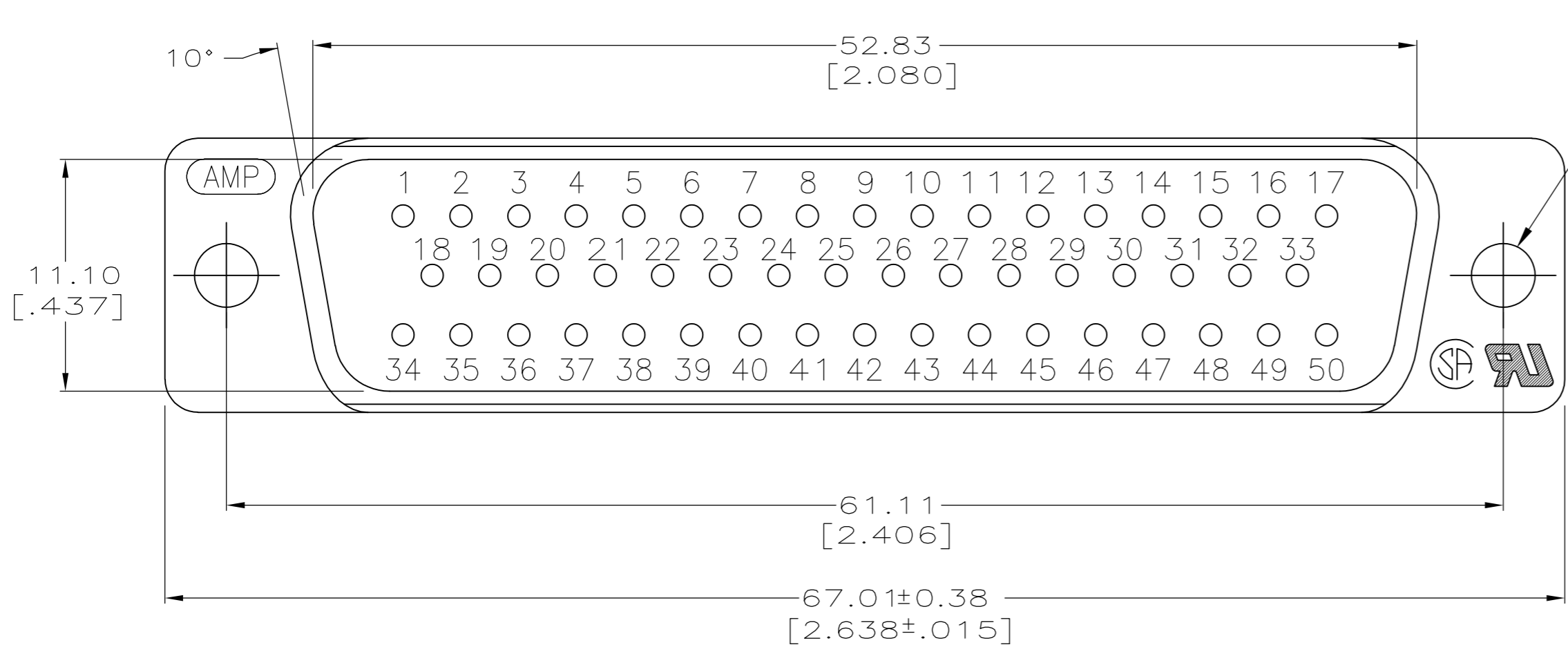
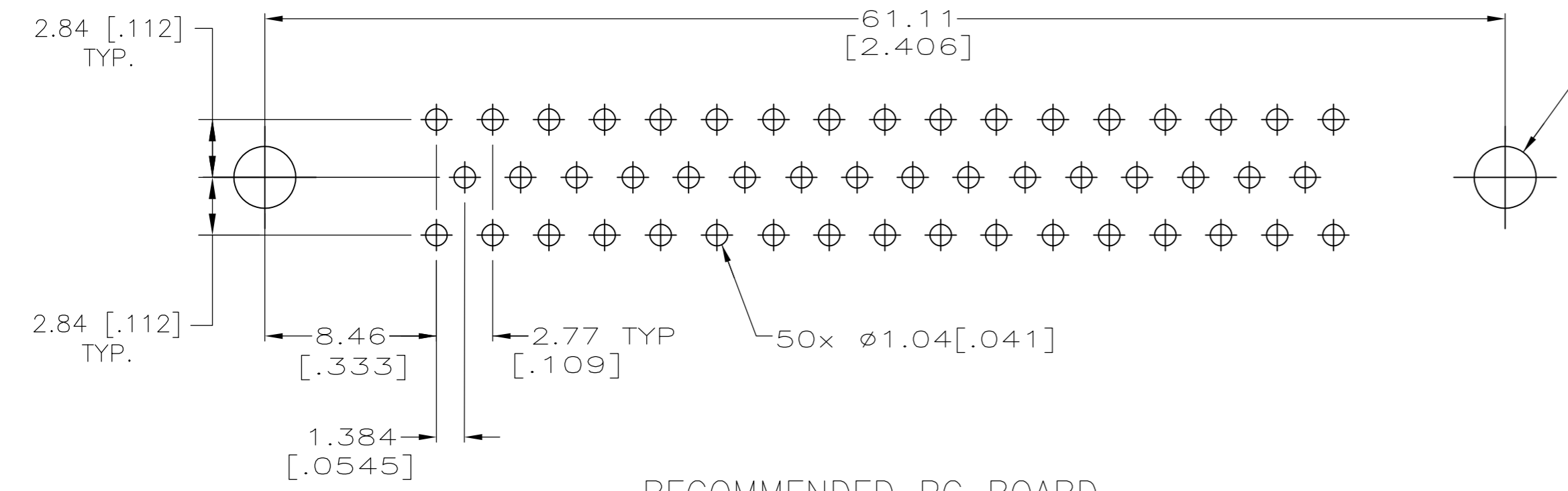
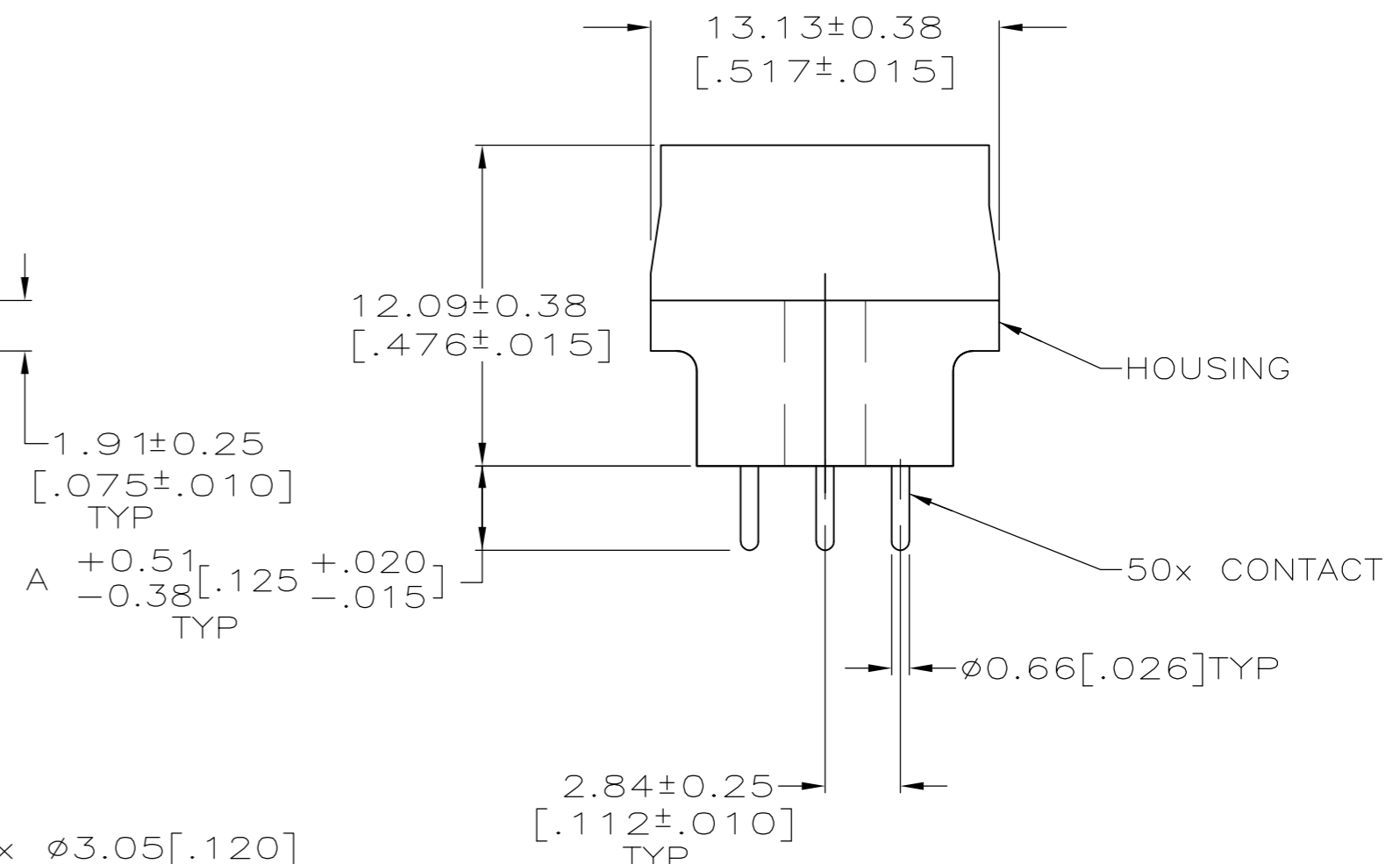
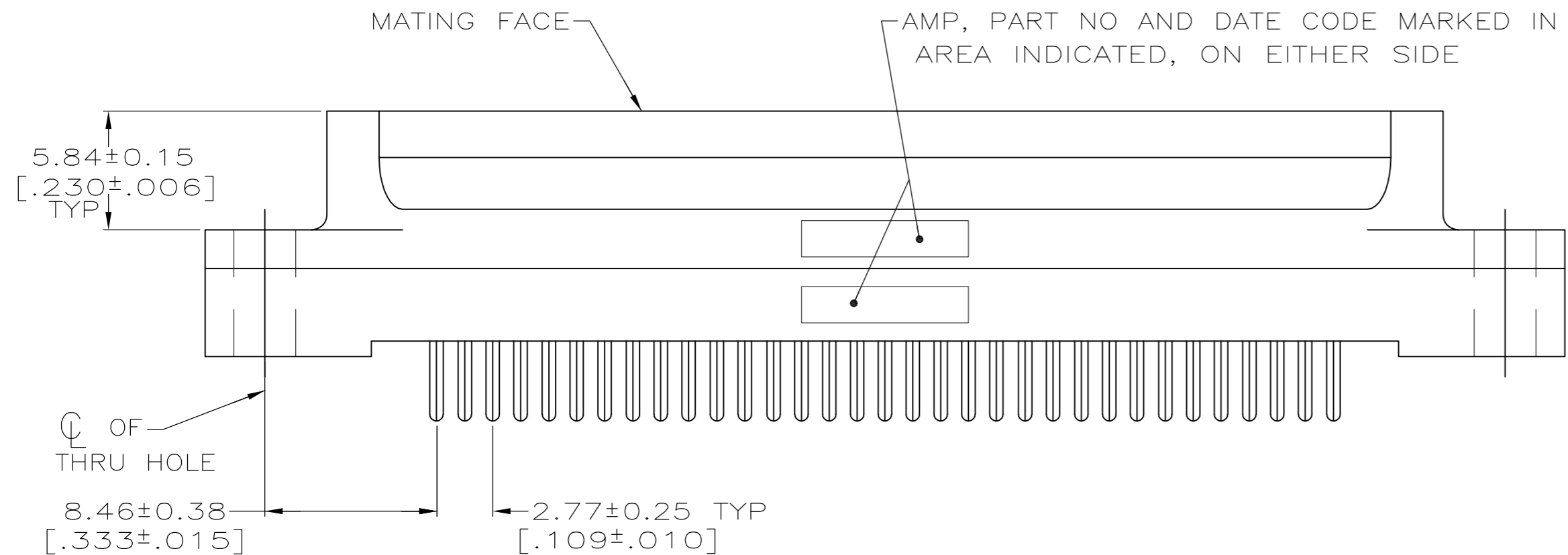


THIS DRAWING IS UNPUBLISHED. RELEASED FOR PUBLICATION
 © COPYRIGHT BY TYCO ELECTRONICS CORPORATION. ALL RIGHTS RESERVED.

LOC		DIST		REVISIONS			
P	LTR	DESCRIPTION		DATE	DWN	APVD	
GP	00	M		REVISED PER ECO-09-028093	29JAN2010	CR	SB



- 1 HOUSING: BLACK POLYESTER, UL 94V-0 RATED. CONTACTS: BRASS PER MIL-C-50.
- 2 GOLD PLATED FOR LENGTH OF 3.81[.150] MIN FROM MATING END, GOLD FLASH IN MATED AREA, 2.54µm [.000100] MIN TIN OR TIN-LEAD FOR A LENGTH OF DIMENSION A FROM OPPOSITE END, ALL OVER 1.27µm [.000050] MIN NICKEL.
- 3 GOLD PLATED FOR LENGTH OF 3.81[.150] MIN FROM MATING END, 0.76µm [.000030] MIN GOLD IN MATED AREA, 2.54µm [.000100] MIN TIN OR TIN-LEAD FOR A LENGTH OF DIMENSION A FROM OPPOSITE END, ALL OVER 1.27µm [.000050] MIN NICKEL.
OR
GOLD FLASH OVER PALLADIUM NICKEL PLATED FOR LENGTH OF 3.81 [.150] MIN FROM MATING END, 0.76µm [.000030] MIN PALLADIUM NICKEL IN MATED AREA, 2.54µm [.000100] MIN TIN OR TIN-LEAD FOR A LENGTH OF DIMENSION A FROM OPPOSITE END, BOTH OVER 1.27µm [.000050] MIN NICKEL.



RECOMMENDED PC BOARD MOUNTING DIMENSIONS

REV	DESCRIPTION	DATE	BY	CHK	APVD	PRODUCT SPEC	APPLICATION SPEC	SIZE	CAGE CODE	DRAWING NO	RESTRICTED TO
OB	OBsolete	6.35 [.250]									
OB	OBsolete	6.35 [.250]									
OB	OBsolete	4.32 [.170]									
SUPSD	BY 208010-4	4.32 [.170]									
		3.18 [.125]									
OB	OBsolete	3.18 [.125]									

THIS DRAWING IS A CONTROLLED DOCUMENT.		DWN	J. POLIGNONE	01FEB07	Tyco Electronics Corporation Harrisburg, PA 17105-3608	
DIMENSIONS: mm [INCHES]		CHK	E. BRIANT	01FEB07		
TOLERANCES UNLESS OTHERWISE SPECIFIED:		APVD	E. BRIANT	01FEB07		
0 PLC ± - 1 PLC ± - 2 PLC ± 0.13 [.005] 3 PLC ± - 4 PLC ± - ANGLES ± 2°		NAME	PLUG ASSEMBLY, SIZE 5, 50 POSN, VERTICAL, AMPLIMITE HD-20			
MATERIAL		PRODUCT SPEC	108-40025		SIZE	A2
FINISH		APPLICATION SPEC	-		CAGE CODE	00779
CUSTOMER DRAWING		WEIGHT	-		DRAWING NO	C=208010
		SCALE	4:1		SHEET	1 OF 1
		REV	M			